

# Year 1

## Welcome Presentation

What does  
our new day  
look like?



What are we  
learning about  
this year?

How do we  
keep in touch?

What are  
the names  
of our  
teachers?

# Staff Introductions

Members of the Year 1 staff team are as follows:

Year 1 Classes:

1N Class - Mr Nicholas (Class Teacher)

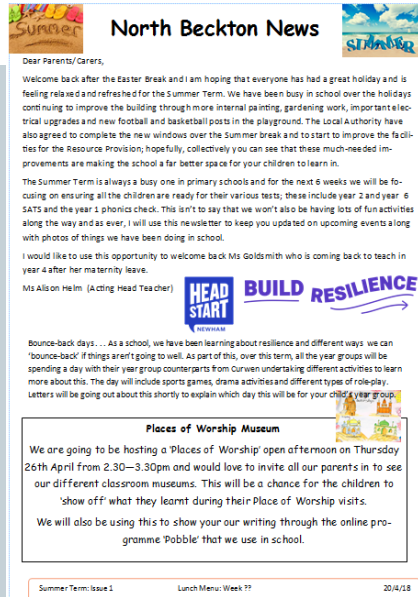
1B Class - Miss Bent (Class Teacher)

1T Class - Ms Tran (Class Teacher)

Support staff - Mrs Alimi, Mrs Alexandrova, Mrs Begum

Assistant Head Teacher: Miss Howe

# How do we get information from/to the school?



## Newsletter

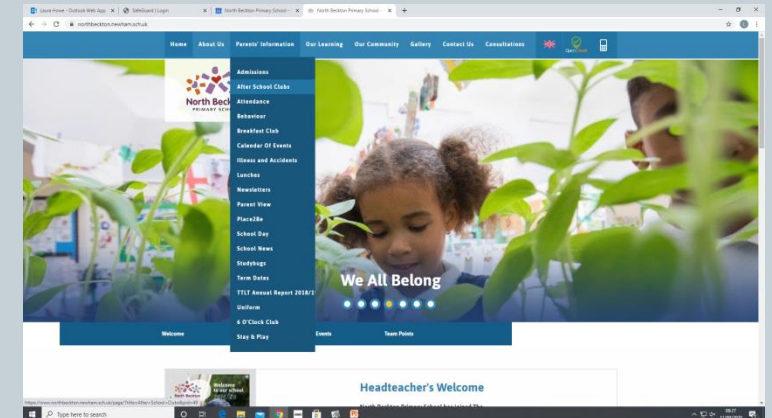
## How we can stay in touch



**Studybugs** +

Studybugs app - not just for absences!

Call our office staff or email general enquires to  
[info@northbeckton.ttlt.academy](mailto:info@northbeckton.ttlt.academy)



Our website

# Expectations - What to wear? What to bring?

## School Uniform

- Correct school uniform must be worn at all times
- Black shoes/trainers
- Water bottle

Available online: Follow the links in the Parent Info section of the school website Or

You can purchase uniform items from the office at the following times:  
(Cash only)

Monday 10.30-11.30

Thursday 10.30-11.30



Name it or  
risk losing  
it!

A request please  
The pupils will be spending more time outdoors and as the season changes, it is important to bring a suitable coat and footwear every day to make sure they are ready for the Autumn weather.

## Children should not bring any of the following:

- Own stationery (no pencil cases/pens/colours etc.)
- Mobile phones (unless Year 5/6 and have permission to walk home alone)
- Personal belongings
- Jewellery
- Sweets/Drinks (other than water)

# What does our new day look like?

- Drop offs and pick ups: 'Soft' start/end window of time will continue through this half term.
- Drop off: 8:40 - 8:50
- Pick up: 3:20 - 3:25
- Extended School Hours (Breakfast Club/6 o'clock Club). These are up and running.
- All the places will need to be prebooked on a weekly basis.
- If you have any queries about Breakfast Club/6 o'clock Club, please email Mrs Drake at: [breakfastclub@northbeckton.ttlt.academy](mailto:breakfastclub@northbeckton.ttlt.academy) or [6oclockclub@northbeckton.ttlt.academy](mailto:6oclockclub@northbeckton.ttlt.academy)

# Expectations - Behaviour



**Be Respectful**



**Be Ready**

**Above and  
Beyond  
Stickers**



**Be Safe**

# Working in Partnership with Parents



We value the input of the parents into their children's education and we welcome working together to ensure that the pupils have the most amazing experience of school.

Please be reminded of our Parent/Visitor Code of Conduct which you may have seen up around school

## Parent and Visitor

### Code of Conduct

The Tapscott Learning Trust prioritises the health and happiness of our children, teams and community because we know this is crucial and also the best way to support learning. A key part of this is treating everyone with respect.

Our staff are here to help and they will endeavour to provide the highest quality of service possible. They will act courteously towards all parents, pupils and visitors they have contact with.

We have a parent and visitor code of conduct in place for all visitors to our schools with the aim of resolving matters together. **The schools in the Tapscott Learning Trust will not tolerate the behaviour of any parent, visitor or pupil who may become abusive and threatening or actually assault a member of our staff.**

The school and the Tapscott Learning Trust will take the appropriate action necessary to protect and ensure the safety of staff and will report any abusive or threatening behaviour to the relevant authorities.

If you have any particular concerns, then please do not hesitate to contact a member of our staff or refer to our Concerns & Complaints Policy which can be found on our website.



# What does our new day look like?

Autumn 2023: YEAR 1 - 1B




	8.40-9.00	9:00 – 9.30	9:30 – 10:30		10:45 – 12.00		1.00 - 1.15	1.15 - 1.30	1.30-2.15		2.30 – 3.00	3.00 – 3.20
Mon	Independent writing	Phonics	English CLPE Grammar		Maths		Story Time Teacher Reads	Handwriting	Topic	Break	Computing Skills (½)	Collective Worship/ Assembly
Tues	Independent writing	Phonics	English CLPE Punctuation		Maths		Story Time Teacher Reads	Handwriting	Topic	Break	Science skill of the week	Collective Worship/ Assembly
Wed	Independent writing	Phonics	English CLPE Spelling		Maths		Library	Handwriting	Topic	Break	Music	Collective Worship/ Assembly
Thur	Independent writing	Phonics	Extended Writing		Maths		PE Carousel (All teachers + Katherine Slater)					Year Group Assembly
Fri PPA PM	Independent writing	Phonics	English CLPE + Dictation		Whole School Assembly	Maths	Story Time Teacher Reads	Handwriting	Time for us	Break	Forest School	



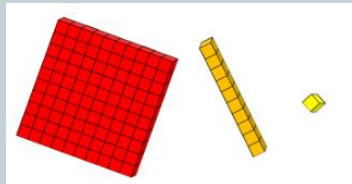
# Our learning this term

**English:**  
Our set text this term is The Everywhere Bear.



Outdoor learning  
and play

**Maths:**  
Our focus this term is place value within 10



**Topic:**  
Our topic focus area this term is all about childhood. This threads through our topics which are: History, Computing, Science, RE and Art.



A Time for Us

# P.E. (Physical Education)

- With physical health a priority, more time is being given to staying healthy in school.
- Our year group's PE lessons are timetabled for Thursday.
- Pupils are encouraged to come into school that day in their PE kits to avoid bringing additional bags into school.



# Forest School

Our Forest School day is Friday

Please make sure your child has:

- Wellington boots
- A waterproof coat
- Warm clothes



# How can you help with your child's learning?

- All homework will be on Google Classrooms on Friday.
- Reading regularly with your child (you reading to them + listening to them read).
- Using spelling shed activities.



# Reading



At North Beckton, we know the importance of reading daily and the benefits this has to not only your child's education, but also their well-being.

Children will have their reading records regularly monitored to check they are reading daily for 20 minutes.

**Children can be exposed to 1.8 million words in each school year if they read for 20 minutes each day.**

If children are not reading, there is a 3-step procedure at North Beckton.

- 1) Your child's teacher will ring you up to have a discussion about reading at home.
- 2) You will be invited in to a meeting to discuss reading at home.
- 3) Your child will be invited to a daily reading club during lunch time.



**THE IMPORTANCE  
OF READING**

-  IMPROVE YOUR COMMUNICATION SKILLS
-  EDUCATES YOU
-  KEEP YOUR BRAIN HEALTHY
-  REDUCES STRESS AND ANXIETY
-  MOTIVATE AND INSPIRES YOU
-  STIMULATES YOUR CREATIVITY
-  STRENGTHENS YOUR WRITING ABILITIES

# What does the reading record look like in Year 1?

## Front Page

### Reading in Year 1

In Year 1, your child will be continuing to decode and read words to build on fluency. They will be enjoyed a range of picture books. You may enjoy reading together, taking turns to read aloud. As you are reading together, use the questions below as a guide.

Your child will be able to change their reading book each week when they visit the library with their class. Please try and read with your child **every day** and complete their reading record. All reading is important and valued! Happy reading!

### Ask questions & get children thinking:

Look at the cover - what can you see? What do you think it could be about? Which characters are in this book? Who is the author?

Find the title - the name of the book. Read this to your child. Talk about what the title makes you think about the book.

\*What might happen next?

\*Why did that happen?

\*How are the characters feeling?

\*Did you like that part?

\*Which part of the story was your favourite?

\*Can you think of a different ending?



### Talk about the pictures:

Look at all the pictures in the book, turn the pages carefully and talk about each page.

If your child is not confident to talk about the story, say your ideas out loud: "I think..." "I like..." "I wonder..."

### Questions to ask:

\*What is happening?

\*What are the characters doing?

\*How are they feeling?

\*How do you know?

### How do I read with expression?

Create a different voice for each character and ask your child to match their voice to yours.

Practise reading the same part of the story a few times and talking or using pictures to think about how the character is feeling.

Don't forget to remind your child to pause when they see a full stop.

### Applying phonics to reading

\*Can you sound it out?

\*Which sounds do you know?

\*Which sounds can you hear?

Write the date that the book has been read. Also, write the book title, the pages read and a signature.

Date	Book title and pages read	Signature
07.09.23	War Horse p45 - 57	A. Parent

Help sheet for when reading with your child.

# Reading

## New Curriculum Spelling Lists Years 1 and 2

the	come	go	mind	clothes	past	sugar
a	some	so	floor	cold	father	could
do	one	by	because	gold	class	would
to	once	my	kind	hold	water	sure
today	ask	here	behind	told	again	eye
of	friend	there	whole	every	grass	should
said	school	where	any	great	pass	who
says	put	love	child	break	plant	Mr
your	are	push	wild	steak	path	Mrs
they	were	pull	most	busy	bath	parents
be	was	full	both	people	hour	Christmas
he	is	house	children	pretty	move	everybody
me	his	our	climb	beautiful	prove	even
she	has	door	only	after	half	
we	I	poor	old	fast	money	
no	you	find	many	last	improve	

There is a spelling list for your child's year group at the back of their reading record. These are the words they should be able to spell.



# Online Safety



This year children will be using online resources such as Google Classroom much more, learning how to stay safe online if built into our Time For Us and Topic curriculum.

## Online Safety

Follow the SMART rules to stay safe online

**S**

Stay **safe** online by not sharing personal information



**M**

Do not **meet** anyone who you have only made friends with online



**A**

Do not **accept** messages or friend requests from strangers



**R**

Not everything online is **reliable**. Some people online are strangers and may try and trick us




**T**

**Tell** an adult you trust if anything happens online that you don't like



# Permission Forms



Permission Forms  
are still available  
in a letter format  
+ now as a Google  
Form to make it  
easier for you to  
complete

Harrier Way, London, E6 8XC  
Headteacher: Mr. Adam Helm  
Deputy Headteacher: Mr. Neil Kenney & Mrs. Michelle Oltmans-Ojo

Dear Parents and Carers,

**Re: Permission slip for Educational Visits (Year Nursery - Year 6 Pupils)**

You are asked to sign this permission slip at the beginning of each year, to allow your child to attend a range of educational visits throughout the year. You only need to sign this one slip; it covers any of the following:

- Local educational visits around Newham (E.g. Local parks, ASDA, Beckton Globe, Zappace in Stratford)
- Educational visits in the wider London area (E.g. The Science Museum, Tower of London)
- Educational visits further out on a coach (E.g. The Anglo Saxon Village, Southend)
- Educational visits to any sports events and competitions
- Educational visits to any places of worship

You will still receive a letter before each educational visit informing you of details such as times, possible costs of the trip and whether a packed lunch is needed. You will also be informed if your child needs to be in school before the usual time of 8:55 or if pupils will be returning after 3:20.

Please can you complete the permission slip below and return to the school office or your child's teacher.

**Re: Permission to be collected by an adult other than yourself (Year Nursery - Year 6 Pupils)**

Children in all other year groups are expected to be collected by an adult. If this adult is not you, please provide the name and contact details of the adult that will be collecting your child below.

**Re: Permission to be collected by an adult other than yourself (Year Nursery - Year 6 Pupils)**

I (adult's full name) \_\_\_\_\_  
(relationship to the child) \_\_\_\_\_ give permission for (child's name) \_\_\_\_\_ in class \_\_\_\_\_ to be collected by

1) Name and contact number/s of adult collecting your child  
Name \_\_\_\_\_  
Number \_\_\_\_\_

**Permission slip for Educational Visits (Year Nursery - Year 6 Pupils)**

Child's name \_\_\_\_\_

I give permission for my child to attend a range of educational not need to sign separate slips for each trip.

Adult's full name \_\_\_\_\_

Relationship to the child \_\_\_\_\_

Signed \_\_\_\_\_ Date \_\_\_\_\_

TEL: 020 7473 1344 FAX: 020 744 1175  
email: info@northbecktonprimary.co.uk Website: www.nbsps.co.uk

**Permission Photograph Consent (Year Nursery - Year 6 Pupils)**

Occasionally, we may take photographs of the children at our school. We use these images for school publicity i.e. school website, newsletters, newspapers, magazines and companies that work with us etc. Please complete the slip below to give permission for us to take photographs or recordings of your child for these purposes.

**Permission Photograph Consent (Year Nursery - Year 6 Pupils)**

Child's name \_\_\_\_\_ Class \_\_\_\_\_

I consent to my child's photograph being used as described above ☐

I do not wish my child to have their photograph taken ☐

Adult's full name \_\_\_\_\_

Relationship to the child \_\_\_\_\_

Signed \_\_\_\_\_ Date \_\_\_\_\_

**Re: Permission to be collected by a child of 14 years (Year 1 - Year 6 Pupils)**

Children in all other year groups are expected to be collected by an adult. However if you complete the slip below, providing us with the details and parental permission, a child of 14 years+ may collect pupils.

**Re: Permission to be collected by a child of 14 years (Year 1 - Year 6 Pupils)**

I (adult's full name) \_\_\_\_\_  
(relationship to the child) \_\_\_\_\_ give permission for (child's name) \_\_\_\_\_ in class \_\_\_\_\_ to be collected by  
(14+ Child's name) \_\_\_\_\_ (14+ Child's contact no.) \_\_\_\_\_

Signed \_\_\_\_\_ Date \_\_\_\_\_

**Re: Permission to walk home unaccompanied by an adult (Year 5&6 Pupils)**

Children in Upper KS2 (years 5-6) are permitted to walk home unaccompanied by an adult on the condition that parents/carers complete the slip below. Please sign the slip below and tick to indicate your preferences.

**Re: Permission to walk home unaccompanied by an adult (Year 5&6 Pupils)**

I (adult's full name) \_\_\_\_\_ (relationship to the child) \_\_\_\_\_  
give permission for (child's name) \_\_\_\_\_ in Class \_\_\_\_\_ to:  
Walk home unaccompanied by an adult at 3:20 ☐  
Walk home unaccompanied by an adult after clubs at 4:20 ☐

Signed \_\_\_\_\_ Date \_\_\_\_\_

Please also note that as a school we are in the process of going 'cashless'. This means that we will no longer be accepting cash payments for education visits, workshops and events. All items will need to be paid for by using a secure online payment system called School Money (website [www.eduspot.co.uk](http://www.eduspot.co.uk))

Some of you will already have set up your School Money account, as activation letters were issued to all parents several months ago.

If you are struggling to use the School Money system, please give us a call so we can talk you through the system.

If you have any questions or queries about the above permission slips please feel free to speak to your child's class teacher.

Kind regards,  
Ms Helm

## And finally a big Thank You!

- For starting the year really positively and adapting to the new systems we have put in place - your cooperation has been appreciated.
- With your continued support, we hope that Year 1 will be a memorable and successful year for all pupils.



# Any Questions?

