

# Year 5

## Welcome Presentation

What does  
our new day  
look like?

What are we  
learning about  
this year?

How do we  
keep in touch?



What are  
the names  
of our  
teachers?

# Staff Introductions

Members of the Year 5 staff team are as follows:

Year 5 Classes:

5P Class - Miss Prendergast

5K Class - Mrs Khadam

Support staff:


Mr Norwood

Mr Kouassi

Mrs Jaruseviciene

Assistant Head Teacher: Mr Jenkins

# How do we get information from/to the school?



## Newsletter

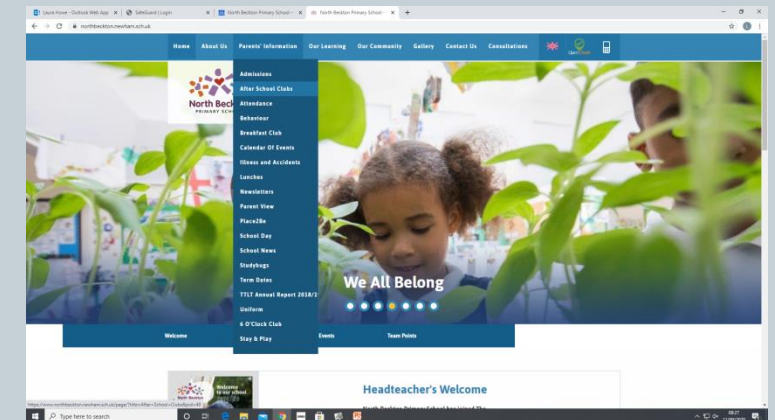
How we can stay  
in touch



Call our office staff or email general enquires to  
[info@northbeckton.ttlt.academy](mailto:info@northbeckton.ttlt.academy)

Studybugs +

Studybugs app - not just  
for absences!



Our website

# Expectations - What to wear? What to bring?

## School Uniform

- Correct school uniform must be worn at all times
- Black shoes/trainers
- Water bottle

Available online: Follow the links in the Parent Info section of the school website

Or

You can purchase uniform items from the office at the following times:  
(Cash only)

Monday 10.30-11.30

Thursday 10.30-11.30



Name it  
or risk  
losing it!

A request please  
The pupils will be spending more time outdoors and as the season changes, it is important to bring a suitable coat and footwear every day to make sure they are ready for the Autumn weather.

## Children should not bring any of the following:

- Own stationery (no pencil cases/pens/colours etc.)
- Mobile phones (unless Year 5/6 and have permission to walk home alone)
- Personal belongings
- Jewellery
- Sweets/Drinks (other than water)

# What does our new day look like?

- Drop offs and pickups: 'Soft' start/end window of time will continue through this half term.
- Drop off: 8:40 - 8:50
- Pick up: 3:20 - 3:25
- Extended School Hours (Breakfast Club/6 o'clock Club). These are up and running.
- If you have any queries about Breakfast Club/6 o'clock Club, please email Mrs Drake at: [breakfastclub@northbeckton.ttlt.academy](mailto:breakfastclub@northbeckton.ttlt.academy) or [6oclockclub@northbeckton.ttlt.academy](mailto:6oclockclub@northbeckton.ttlt.academy)
- All the places will need to be pre-booked on a weekly basis.

# Expectations - Behaviour



**Be Respectful**



**Be Ready**

**Above and  
Beyond  
Stickers**



**Be Safe**

# Working in Partnership with Parents

We value the input of the parents into their children's education and we welcome working together to ensure that the pupils have the most amazing experience of school.

Please be reminded of our **Parent/Visitor Code of Conduct** which you may have seen up around school

## Parent and Visitor

### Code of Conduct

The Tapscott Learning Trust prioritises the health and happiness of our children, teams and community because we know this is crucial and also the best way to support learning. A key part of this is treating everyone with respect.

Our staff are here to help and they will endeavour to provide the highest quality of service possible. They will act courteously towards all parents, pupils and visitors they have contact with.

We have a parent and visitor code of conduct in place for all visitors to our schools with the aim of resolving matters together. **The schools in the Tapscott Learning Trust will not tolerate the behaviour of any parent, visitor or pupil who may become abusive and threatening or actually assault a member of our staff.**

The school and the Tapscott Learning Trust will take the appropriate action necessary to protect and ensure the safety of staff and will report any abusive or threatening behaviour to the relevant authorities.

If you have any particular concerns, then please do not hesitate to contact a member of our staff or refer to our Concerns & Complaints Policy which can be found on our website.



# Attendance and Punctuality



## Attendance Matters



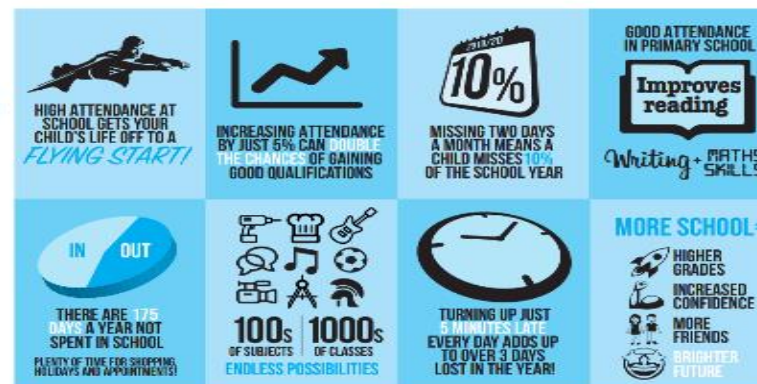
## Attendance Reminders at North Beckton Primary

By law all children of compulsory school age must receive a full-time education. Attendance is just as important as any curricular subject therefore it is vital your child attends school to learn and achieve.

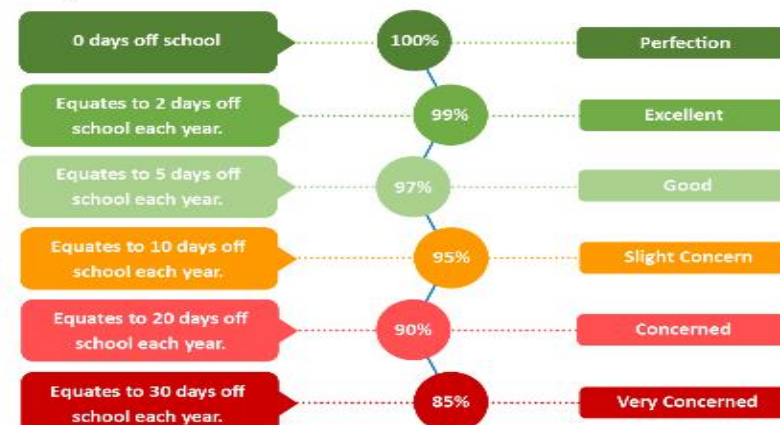


### What can I do as a parent to support my child each day, every day?

- ✓ Help your child get organised the night before, prepare school uniform, school equipment, PE kit and ensure any school work is ready and complete.
- ✓ Establish a good eating and sleeping routine. Set an alarm to help your child wake up a little early so that you can make your way to school in good time.
- ✓ Explain the importance of school and show an interest in their day and their learning.



Punctuality is just as important so please make sure that your child is ready for school from **8:40am** so that they do not miss out on vital learning.







# What does our new day look like?



|       | 8:40-8:50                | 8:50 – 9.30      | 9:30 – 10:30 | 10:30 – 10:45 | 10:45 – 12:00 |       | 12:00 – 1:00 | 1:00-2:00 |                   | 2:00-2:30 | 2:30-3:00        | 3:05   |
|-------|--------------------------|------------------|--------------|---------------|---------------|-------|--------------|-----------|-------------------|-----------|------------------|--|
| Mon   | Registration and reading | Reading Lesson 1 | SPAG         | Break         | Maths         |       | Lunch        | Topic PPA |                   | Topic PPA |                  | Collective Worship/ Assembly<br><br>Hometime |
| Tues  |                          | Reading Lesson 2 | English      |               | Maths         |       |              | Topic     |                   | Topic     | Reading          |  |
| Wed   |                          | Music 5P/5H      | English      |               | Maths         |       |              | PE        |                   | PE        |                  |  |
| Thurs |                          | Reading Lesson 4 | English      |               | Maths         |       |              | Topic     |                   | Topic     |                  |  |
| Fri   |                          | Reading Lesson 5 | English      |               | Assembly      | Maths |              | MFL       | Skill of the week | Computing | 2:30 Time For Us |  |

# Our learning this term - 5 lessons a day

English:  
Our set text this  
half term is...



Topic:  
Our topic focus  
area this term is  
**Victorian Britain in  
the East End**



Maths:  
Our focus this term  
is place value

| Thousands | Hundreds | Tens | Ones |
|-----------|----------|------|------|
|           |          |      |      |
|           |          |      |      |
|           |          |      |      |

A Time for Us



## Being Me in My World

1. I know how to face new challenges positively
2. I understand how to set personal goals
3. I understand the rights and responsibilities associated with being a citizen in the wider community and their country
4. I know how an individual's behaviour can affect a group and the consequences of this
5. I understand how democracy and having a voice benefits the school community
6. I understand how to contribute towards the democratic process

# P.E. (Physical Education)

- With physical health a priority, more time is being given to staying healthy in school.
- Our year group's PE lessons are timetabled for Wednesday afternoon.
- Pupils should come into school that day in their PE kits to avoid bringing additional bags into school.



# How can you help with your child's learning?

- Reading regularly with your child (you reading to them + listening to them read)
- Learning the times tables together (TT rockstars etc.)
- Using spelling shed activities

# Reading



At North Beckton, we know the importance of reading daily and the benefits this has to not only your child's education, but also their well-being.

Children will have their reading records regularly monitored to check they are reading daily for 20 minutes.

**Children can be exposed to 1.8 million words in each school year if they read for 20 minutes each day.**

If children are not reading, there is a 3-step procedure at North Beckton.

- 1) Your child's teacher will ring you up to have a discussion about reading at home.
- 2) You will be invited in to a meeting to discuss reading at home.
- 3) Your child will be invited to a daily reading club during lunch time.



**THE IMPORTANCE  
OF READING**

-  IMPROVE YOUR COMMUNICATION SKILLS
-  EDUCATES YOU
-  KEEP YOUR BRAIN HEALTHY
-  REDUCES STRESS AND ANXIETY
-  MOTIVATE AND INSPIRES YOU
-  STIMULATES YOUR CREATIVITY
-  STRENGTHENS YOUR WRITING ABILITIES



# What does the reading record look like?

## Front Page

### Reading in Year 5 and 6

In Year 5 or 6, the expectation is to read aloud to an adult or sibling or even themselves for at least 20 minutes every day (including Saturday and Sunday!) Reading aloud is a great way for your child to practise their reading fluency, stamina and understanding of a text. As you are reading, use the questions below as a guide. Your child will be able to change their reading book each week when they visit the library with their class. **All reading is important and valued! Happy reading!**

#### Questions to ask your child whilst reading:

- \* If there is a word you are not sure of, identify the word so we can discuss the meaning...
- \* Explain to me what has happened in the text and why is this important to the text?
- \* Who are the main characters in the text and what are they like in terms of their appearance and personality? Use evidence from the text to justify your opinion.
- \* Summarise what you have read in the page.
- \* Can you see a theme running through this story?
- \* Can you find any examples of figurative language? (MAPSO)
- \* Why might the author write in this way? Have you noticed anything about the author's style?
- \* What do you predict will happen next? Use evidence from the text to justify your opinion.

#### How do I know I am reading fluently?

- \*I am reading accurately
- \*I am reading with expression

#### How can I read with expression?

- \*Use different voices for different characters
- \*Pause with full stops or commas

#### How do I find the meaning of words I don't understand?

- \* Identify the word class (adjective, noun, adverb, verb)
- \* Read the word in a sentence to gain a better understanding of what is happening.
- \* Read the sentence before and after to gain a better understanding
- \*Break down the word - what does the prefix/suffix mean?
- \*Use a dictionary/ online dictionary to find the meaning of the word
- \*Ask an adult at home

Write the date that the book has been read. Also, write the book title, the pages read and a signature.

| Date     | Book title and pages read | Signature |
|----------|---------------------------|-----------|
| 07.09.23 | War Horse p45 - 57        | A. Parent |
|          |                           |           |
|          |                           |           |
|          |                           |           |
|          |                           |           |

Help sheet for when reading with your child.



## Year 5 and 6 Statutory Spellings

|             |             |             |             |             |               |             |
|-------------|-------------|-------------|-------------|-------------|---------------|-------------|
| accommodate | category    | determined  | foreign     | lightning   | profession    | sincerely   |
| accompany   | cemetery    | develop     | forty       | marvellous  | programme     | soldier     |
| according   | committee   | dictionary  | frequently  | mischievous | pronunciation | stomach     |
| achieve     | communicate | disastrous  | government  | muscle      | queue         | sufficient  |
| aggressive  | community   | embarrass   | guarantee   | necessary   | recognise     | suggest     |
| amateur     | competition | environment | harass      | neighbour   | recommend     | symbol      |
| ancient     | conscience  | equip       | hindrance   | nuisance    | relevant      | system      |
| apparent    | conscious   | equipped    | identity    | occupy      | restaurant    | temperature |
| appreciate  | controversy | equipment   | immediate   | occur       | rhyme         | thorough    |
| attached    | convenience | especially  | immediately | opportunity | rhythm        | twelfth     |
| available   | correspond  | exaggerate  | individual  | parliament  | sacrifice     | variety     |
| average     | criticise   | excellent   | interfere   | persuade    | secretary     | vegetable   |
| awkward     | curiosity   | existence   | interrupt   | physical    | shoulder      | vehicle     |
| bargain     | definite    | explanation | language    | prejudice   | signature     | yacht       |
| bruise      | desperate   | familiar    | leisure     | privilege   | sincere       |             |

There is a spelling list for your child's year group at the back of their reading record. These are the words they should be able to spell.

# Online Safety



This year children will be using online resources such as Google Classroom much more, learning how to stay safe online if built into our Time For Us and Topic curriculum.

## Online Safety

Follow the SMART rules to stay safe online

**S**

Stay **safe** online by not sharing personal information



**M**

Do not **meet** anyone who you have only made friends with online



**A**

Do not **accept** messages or friend requests from strangers



**R**

Not everything online is **reliable**. Some people online are strangers and may try and trick us




**T**

**Tell** an adult you trust if anything happens online that you don't like



# Permission Forms



Permission Forms  
are still available  
in a letter format  
+ now as a Google  
Form to make it  
easier for you to  
complete

Harrier Way, London, E6 8XC  
Headteacher: Mr. Adam Helm  
Deputy Headteacher: Mr. Neil Kenney & Mrs. Michelle Oltmans-Ojo

Dear Parents and Carers,

**Re: Permission slip for Educational Visits (Year Nursery - Year 6 Pupils)**

You are asked to sign this permission slip at the beginning of each year, to allow your child to attend a range of educational visits throughout the year. You only need to sign this one slip; it covers any of the following:

- Local educational visits around Newham (E.g. Local parks, ASDA, Beckton Globe, Zappace in Stratford)
- Educational visits in the wider London area (E.g. The Science Museum, Tower of London)
- Educational visits further out on a coach (E.g. The Anglo Saxon Village, Southend)
- Educational visits to any sports events and competitions
- Educational visits to any places of worship

You will still receive a letter before each educational visit informing you of details such as times, possible costs of the trip and whether a packed lunch is needed. You will also be informed if your child needs to be in school before the usual time of 8:55 or if pupils will be returning after 3:20.

Please can you complete the permission slip below and return to the school office or your child's teacher.

**Permission slip for Educational Visits (Year Nursery - Year 6 Pupils)**

Child's name \_\_\_\_\_

I give permission for my child to attend a range of educational not need to sign separate slips for each trip.

Adult's full name \_\_\_\_\_

Relationship to the child \_\_\_\_\_

Signed \_\_\_\_\_ Date \_\_\_\_\_

Tel: 020 7473 1344 Fax: 020 7441 1175  
Email: info@northbecktonprimary.co.uk Website: www.nbsps.co.uk



**Permission Photograph Consent (Year Nursery - Year 6 Pupils)**

Occasionally, we may take photographs of the children at our school. We use these images for school publicity i.e. school website, newsletters, newspapers, magazines and companies that work with us etc. Please complete the slip below to give permission for us to take photographs or recordings of your child for these purposes.

**Permission Photograph Consent (Year Nursery - Year 6 Pupils)**

Child's name \_\_\_\_\_ Class \_\_\_\_\_

I consent to my child's photograph being used as described above ☐

I do not wish my child to have their photograph taken ☐

Adult's full name \_\_\_\_\_

Relationship to the child \_\_\_\_\_

Signed \_\_\_\_\_ Date \_\_\_\_\_

**Re: Permission to be collected by a child of 14 years (Year 1 - Year 6 Pupils)**

Children in all other year groups are expected to be collected by an adult. However if you complete the slip below, providing us with the details and parental permission, a child of 14 years+ may collect pupils.

**Re: Permission to be collected by a child of 14 years (Year 1 - Year 6 Pupils)**

I (adult's full name) \_\_\_\_\_

(relationship to the child) \_\_\_\_\_ give permission for (child's name) \_\_\_\_\_ in class \_\_\_\_\_ to be collected by (14+ Child's name) \_\_\_\_\_ (14+ Child's contact no.) \_\_\_\_\_

**Re: Permission to be collected by an adult other than yourself (Year Nursery - Year 6 Pupils)**

Children in all other year groups are expected to be collected by an adult. If this adult is not you, please provide the name and contact details of the adult that will be collecting your child below.

**Re: Permission to be collected by an adult other than yourself (Year Nursery - Year 6 Pupils)**

I (adult's full name) \_\_\_\_\_

(relationship to the child) \_\_\_\_\_ give permission for (child's name) \_\_\_\_\_ in class \_\_\_\_\_ to be collected by

1) Name and contact number/s of adult collecting your child

Name \_\_\_\_\_

\_\_\_\_\_

Signed \_\_\_\_\_ Date \_\_\_\_\_

**Re: Permission to walk home unaccompanied by an adult (Year 5&6 Pupils)**

Children in Upper KS2 (years 5-6) are permitted to walk home unaccompanied by an adult on the condition that parents/carers complete the slip below. Please sign the slip below and tick to indicate your preferences.

**Re: Permission to walk home unaccompanied by an adult (Year 5&6 Pupils)**

I (adult's full name) \_\_\_\_\_ (relationship to the child) \_\_\_\_\_

give permission for (child's name) \_\_\_\_\_ in Class \_\_\_\_\_ to:

Walk home unaccompanied by an adult at 3:20 ☐

Walk home unaccompanied by an adult after clubs at 4:20 ☐

Signed \_\_\_\_\_ Date \_\_\_\_\_

Please also note that as a school we are in the process of going 'cashless'. This means that we will no longer be accepting cash payments for education visits, workshops and events. All items will need to be paid for by using a secure online payment system called School Money (website [www.eduspot.co.uk](http://www.eduspot.co.uk))

Some of you will already have set up your School Money account, as activation letters were issued to all parents several months ago.

If you are struggling to use the School Money system, please give us a call so we can talk you through the system.

If you have any questions or queries about the above permission slips please feel free to speak to your child's class teacher.

Kind regards,  
Ms Helm

## And finally a big Thank You!

- For starting the year really positively and adapting to the new systems we have put in place - your cooperation has been appreciated.
- With your continued support, we hope that Year 5 will be a memorable and successful year for all pupils.





# Any Questions?

