


## LEARNING FROM HOME

### YEAR 4 - Week Beginning 15.06.20



This week, we'll travel back in time to the Victorian era and **you'll write a diary entry about a day in the life of a child in the workhouse. Please read the Teaching Diary writing pdf and two examples.** You may write on a piece of paper, use Purple Mash-Tools- 2Publish Plus or Word document to complete this task. Remember to upload a photo or document to our classroom for us to read 😊 How to use the 2 Publish Plus tool, please read the Computing pdf in our Google classroom (Step by step guide with pictures from the previous week).

- Please complete the Reading comprehension activity. Finished? Complete the additional activities and challenge too 😊
- Our **grammar** focus this week is **Word classes. Read the Teaching Word Classes pdf to recap them and complete the grammar activity.** Look at the challenges too!

 Are you ready for the Spelling and Handwriting Challenge? Spelling Shed is active too, play fun games.

- In Maths, we will revisit fractions, focusing on what are fractions, what do they represent, how we add and subtract fractions. **Please read Teaching pdf and please do not think that you must do everything in one go! Complete the activities from the slides in your book as you go through the pages. Fancy some Challenge? Don't look any further! Remember to practise your Times Tables daily!**



### Electricity

This week we will identify whether a lamp will light in a range of circuits. **Please read Teaching Science pdf it has leaning material and plenty of activities to do in your books** 😊

[http://www.bbc.co.uk/schools/scienceclips/ages/6\\_7/electricity.shtml](http://www.bbc.co.uk/schools/scienceclips/ages/6_7/electricity.shtml).

<https://www.youtube.com/watch?v=HOFp8bHTN30>



**Topic:** As we cannot attend the Museum of London Docklands, **please research how the River Thames connects London to the world through trade. Follow the main themes in bold of Geography pdf to support your research and extend it via questions provided.**

**RE:** This week our theme is Special Objects. **Please read the Teaching RE Special Objects pdf.** Then find out what is special in your family/religion/culture. **Draw and explain your family's special object's meaning.** Remember to upload your masterpieces to Google classroom!

**Computing:** Purple Mash 2 Publish Plus: Use your login to **write a diary entry** about a day in the life of a child in the workhouse. If you completed English task using digital device then just upload your work. (Look through the Computing pdf if you need help with Publish 2 Plus)

**ART:** This week **you will research and write facts about Frida Kahlo.** If you were to create your own self-portrait, what would you include in order to tell the audience about you, your likes and personality? Could you **create two self-portraits: positive and negative?** Or create portraits based on positive/negative traits/ life events and emotions of a character you know from a book or film?




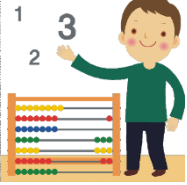



**PE:** Ready to exercise and have fun? Have a look at our weekly Fitter Future suggested activities and time table in order to choose what you would like to try. Remember it is always worth to try new things and learn new skills 😊 Fancy to stick with the previous workouts? Visit: <https://www.youtube.com/watch?v=T8jI4RnHHf0>

**Music:** **Read the power point about Victorian music. Listen to the Victorian music in the video link. What instruments can you hear?** Use the power point to help you identify them <https://www.youtube.com/watch?v=Q9WaNTMm6Mg>

## Home Learning in Year 4

Working with your child at home may seem a bit daunting in terms of keeping them occupied and balancing time out. At school, we find keeping to routines a very helpful way of keeping children focused and balancing out formal learning time with relaxation. This also applies to keeping fairly regular bedtimes and getting up times to keep things as 'normal' as possible.

This may help you - or you may choose to set your own timetable! There is lots of advice and suggestions online if this doesn't really suit you.

	<p><b>7:30-9:00am</b> <b>Getting ready</b></p>	<p>Time to get up, washed, have breakfast and get dressed. Talk about the day ahead and ideas for activities.</p>
	<p><b>9:00am</b> <b>Reading and Writing</b></p>	<p>At school, we start the day with some reading activities. This could be reading a book / newspaper / magazine / using online resources such as online news. After this, perhaps you could think about some writing. Could your children write or draw something about the book they read? Could they choose a writing activity in their home learning book from school?</p>
	<p><b>10:30am</b></p>	<p>Time for a break and perhaps a snack. Is there an opportunity for your child to get active? Could they do some jogging / dancing if you are in the house? Is there a possibility to get outside for skipping / jumping / running?</p>
	<p><b>11:00am</b> <b>Maths</b></p>	<p>There are lots of resources that can be accessed online to help your children get quicker at number facts, and the school will have sent some activities home. Try the BBC website and Times Table Rockstars among others. Could you do some 'real life' maths together such as weighing ingredients for lunch or counting coins out and playing shops?</p>
	<p><b>12:00</b> <b>Lunch and playtime</b></p>	<p>Could your child help to prepare the lunch, clear up and wash up? For playtime, is there a chance to get active again? Or could your child chose an activity they enjoy such as drawing / colouring...</p>
	<p><b>Afternoon</b></p>	<p>At school, we tend to do more of the creative subjects in the afternoon. As well as project ideas we have sent home, some other suggestions for ideas at home could be:</p> <ul style="list-style-type: none"> <li>-junk modelling something out of old boxes/containers</li> <li>-researching a famous person and presenting the information they found</li> <li>-going on a hunt for natural items outside and using to create some art work</li> <li>-arts and crafts - drawing/colouring/painting/creating</li> <li>-Science such as freezing / melting, looking at plants and animals in or out of the house</li> </ul>
	<p><b>End of the day</b></p>	<p>It is important to think about when to end the day and separate home time.</p>