

Year 2

Welcome Presentation

What does
our new day
look like?

How do we
keep in touch?



What are we
learning about
this year?

What are
the names
of our
teachers?

Members of the Year 2 staff team are as follows:

Year 2 Classes:

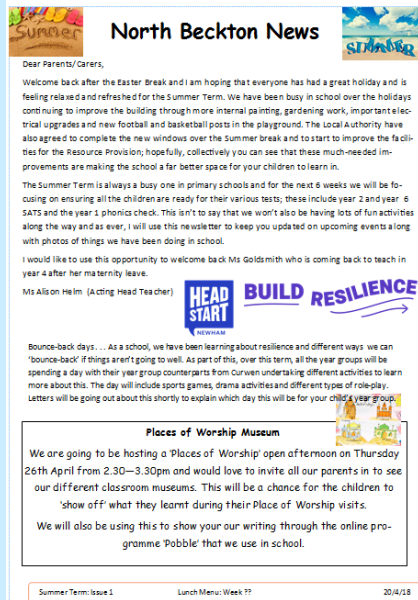
2M Class: Miss Mesina

2K Class: Miss Kniec

Support staff: Mrs Makazulu, Mrs Alexandrova, Mrs Greenleaf, Ms Meghan


Phase Leader: Ms Tran

How do we get information from/to the school?



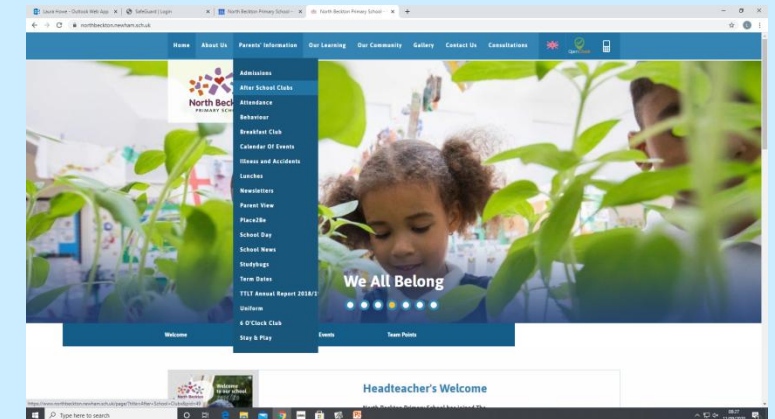
Newsletter

How we can stay in touch



Studybugs 

Studybugs app - not just for absences!



Our website

Call our office staff on 0207 473 3344
or email general enquiries to
info@northbeckton.ttlt.academy

Expectations - What to wear? What to bring?

School Uniform

- Correct school uniform must be worn at all times
- Black shoes/trainers
- Water bottle

Available online: Follow the links in the Parent Information section of the school website

We are a cashless school - all transaction should be made through our 'School Money' app.



Children should not bring any of the following:

- Own stationery (no pencil cases/pens/colours etc).
- Mobile phones (unless Year 5/6 and have permission to walk home alone)
- Personal belongings
- Jewellery
- Sweets/Drinks (other than water)



Name it
or risk
losing it!

Please ensure that your child brings a suitable coat and footwear every day to make sure they are ready for the Autumn weather.

What does our new day look like?

- Drop offs and pickups: 'Soft' start/end window of time will continue through this half term.
- Drop off: 8:40 – 8:50am
- Pick up: 3:20 – 3:25pm
- Extended School Hours (Breakfast Club/6 o'clock Club/After School Clubs). These are up and running. If you have any queries about 6 o'clock club, please email Mrs Drake at: 6oclockclub@northbeckton.ttlt.academy
- After School club/ tuition have not started yet

Expectations - Behaviour



Be Respectful



Be Ready

**Above and
Beyond
Stickers**



Be Safe

Working in Partnership with Parents



We value the input of the parents into their children's education and we welcome working together to ensure that the pupils have the most amazing experience of school.

Please be reminded of our Parent/Visitor Code of Conduct which you may have seen up around school

Parent and Visitor

Code of Conduct

The Tapscott Learning Trust prioritises the health and happiness of our children, teams and community because we know this is crucial and also the best way to support learning. A key part of this is treating everyone with respect.

Our staff are here to help and they will endeavour to provide the highest quality of service possible. They will act courteously towards all parents, pupils and visitors they have contact with.

We have a parent and visitor code of conduct in place for all visitors to our schools with the aim of resolving matters together. **The schools in the Tapscott Learning Trust will not tolerate the behaviour of any parent, visitor or pupil who may become abusive and threatening or actually assault a member of our staff.**

The school and the Tapscott Learning Trust will take the appropriate action necessary to protect and ensure the safety of staff and will report any abusive or threatening behaviour to the relevant authorities.

If you have any particular concerns, then please do not hesitate to contact a member of our staff or refer to our Concerns & Complaints Policy which can be found on our website.

Attendance and Punctuality

Attendance and Punctuality is very important at North Beckton. If your child is not in school, they will miss out!

Our School Attendance Policy

Your child **must** attend school regularly and punctually each day.

Receiving a full-time, suitable education is a child's **legal** entitlement, and it is the parent/carer's legal responsibility to ensure this.

Your child can not learn and achieve if they are not in school.

Please refer to our schools attendance policy on the school website for more information..

If my child is too unwell to come to school.

Step 1: Every parent **must** contact the school by 9:00am and report their child's absence via our **Studybugs** app or by telephone.

Step 2: If your child is absent from school then medical evidence **must** be provided to authorise these absences. Please note that handwritten letters will not authorise absence.

Medical evidence we will accept:

1. A prescription/prescribed medication with your child's name on the box/bottle
2. Appointment letters/text
3. Hospital/discharge letter (if provided)

Days Absent	Weeks Missed	Attendance %
1	1 Day	99.5%
2	2 Days	99%
3	3 Days	98.5%
4	4 Days	98%
5	1 Week	97.5%
10	2 Weeks	95%
15	3 Weeks	92.5%
20	4 Weeks	90%
25	5 Weeks	87.5%
30	6 Weeks	85%
35	7 Weeks	82.5%
40	8 Weeks	80%

Letters will be sent to keep you informed about your child's attendance.

Term Time Leave/Penalty Notices

A new national framework was introduced in August 2024 in regards to how Penalty Notices are issued. **ALL** leave requests should be discussed with the schools Attendance Officer, Mrs Omer.

What does our new day look like?

Year 2 timetable 2025 26

	8.40-9.00	9:00 – 9.45	9:45 – 10:30		10.30-10.45	10:45 –12.00		12 - 1	1.00 - 1.15	1.15 - 1.30	1.30-2.00	2:00	2.30 – 3.00	3.00 – 3.20	
Mon	Reading & Class Book	Phonics	English		Break	Maths		Lunch	Library handwriting			Break	Topic	Phase Assembly	
Tues		Phonics	English			Maths			Singing Assembly	PE				Story Time	
Wed		Phonics	Spelling Test	Craig Music 10-10.30 Big Hall		Maths			English Spelling lesson 1-1.30		Grammar 1.30-2		Topic	Collective Worship/ Assembly	
Thurs		Phonics	English			Maths			Handwriting	Topic			2M:Computing skills 2K: Science skills	Collective Worship/ Assembly	
Fri		Phonics	English			Whole School Assembly	Maths		2K:Computing skills 2M: Science skills		Time for us		Music	Story Time/ homework	

Our learning this half term - 5 lessons a day

English:

Our set text this term is 'Rapunzel'



Topics:

Our topics this term are:
History - 'British Queens'
Science - 'Living things and their habitats'



Outdoor learning and play

Playground games
dance





Maths:

Our focus this term is...
Place Value,
addition and
subtraction



A Time for Us
Theme: 'Being me in my world'

Educational Visits

 Educational Visits Map 2024/25 								
	Nursery	Reception	Year 1	Year 2	Year 3	Year 4	Year 5	Year 6
Autumn Term			The Young V&A at Bethnal Green	The Monument/ Tower of London	The British Museum	Museum of London or London Mithraeum	The Ragged School Museum	The Imperial War Museum and/or The Churchill War Rooms
Spring Term	Explore the whole school/ Local library	Fire Station/ Local Library	Westfield shopping centre/Olympic Park	Tate Modern	Museum of Docklands/ Thames Barrier	Natural History Museum	Royal Observatory - Greenwich	Science Museum
Summer Term		Chalkwell Beach	West Ham Park Picnic in the Park + Environmental Workshops	O2 Arena via Emirates / Mudchute Farm	Cutty Sark/National Maritime Museum	National Portrait Gallery	Victoria & Albert Museum	Shoeburyness: Coastal Study
Residentials		Forest School Games evening	Dinner time at school	Stay up late Movie Night	Starry Night / Campfire in school	Camping in school / sleepover in school	Camping (Chigwell Row / Debden)	Fairplay House (Nov 24)
Geography Fieldwork Investigations Summer 1			Microclimates within school – Where to site a bench	Identifying Physical and Human Features of the local environment	What is the quality of the environment in Beckton? (Environmental Quality Survey)	How polluted is Beckton? (Car/Traffic count Air pollution readings)	How does the Olympic Park use renewable energy?	What regeneration has happened at the Docks? (Transect walk of the Royal Docks)
Place of Worship Visits		Church Visitor (St. Marks Pastor in school)	Church Christianity Autumn	Gurdwara Autumn	Synagogue Spring	Hindu Temple Autumn Church Spring Spring 2	Mosque Spring	Buddhist Temple Summer

Year 2
The Monument/ Tower of London
Tate Modern
O2 Arena via Emirates / Mudchute Farm
Stay up late Movie Night
Identifying Physical and Human Features of the local environment
Gurdwara Autumn


Educational visits

- We value support of parent volunteers on trips
- Parents will be selected by teachers fairly (ensuring a range of parents are able to attend visits throughout the school year)
- Parents are expected to read and sign educational visits agreement before any trips
- Please return any trip letters as soon as possible if you would like to be a volunteer

Parent/Volunteer Accompanying Trips or Visits Agreement


Thank you for volunteering to accompany our pupils on this trip/visit. Both pupils and staff gain huge benefits from your involvement and we hope that you too find it to be a rewarding experience.

Before the trip takes place, we ask that you read through our Educational Visits and Trips Protocol for Parent volunteers and sign this form to confirm your agreement to the school's expectations of you as a parent volunteer.



P.E. (Physical Education)

- With physical health a priority, more time is being given to staying healthy in school.
- Our year group's PE lessons are timetabled for Tuesday.
- Pupils are encouraged to come into school that day in their PE kits and labelled water bottles to avoid bringing additional bags into school.



How can you help with your child's learning?








- All homework will be on Google Classrooms on Friday. Logins are inside your child's reading record.
- Reading regularly with your child (you reading to them + listening to them read).
- 10 spellings a week
Spellings will be tested on **WEDNESDAY**.
Posted on google classroom.

Year 1 Homework Grid: Autumn 1

Choose your homework! Here are 8 activities which you may choose to complete over the course of this 1st half-term. We invite you to be creative with your learning with activities including writing opportunities, research projects, problem solving and art! Not all activities need to be completed.

Feedback and Sharing: Bring your learning back into school or submit it on Google Classroom every **FRIDAY** so it can be shared and celebrated in class!

NOTE: Reading and spellings (tested on **TUESDAY**) will also need to be completed/learned every week.

<p>Can you make a number line to 20? See if you can miss out some numbers and get someone to fill them in.</p> 	<p>This term, our topic is about changing childhoods. Talk to an adult in your family about what their favourite toy was when they were young. Draw a picture and label your favourite toy.</p> 	<p>What did you eat for dinner? Can you draw a picture of it? Write a sentence to describe what you ate. Don't forget your capital letters and full stops!</p> 	<p>In History, we are learning about the past and present. Look at a picture of yourself now and as a baby. Write a list of things that you can do now that you couldn't as a baby.</p>
<p>Practise forming all your letters and numbers. Make sure they are all facing the right way and starting in the right place.</p> 	<p>Who are the people in your family? Draw and label your family members in a family tree.</p> 	<p>When you are out and about with your adults, see what you can count. Can you count how many red buses you see? Can you spot the numbers around a shop? Create a number book to show what you have seen.</p> 	<p>Practise learning to spell the days of the week. Can you keep a weather diary for a week?</p> 

Website to support letter/number formation: <https://www.doorwayonline.org.uk/activities/letterformation/>

Numbers - <https://www.youtube.com/watch?v=DzKqGmjVXLI>

Letters- <https://www.youtube.com/w>

Reading



At North Beckton, we know the importance of reading daily and the benefits this has to not only your child's education, but also their well-being.

Children will have their reading records regularly monitored to check they are reading daily for 20 minutes.

If children are not reading, there is a procedure at North Beckton.

1) Your child's teacher will ring you up to have a discussion about reading at home.

During this conversation, you will be informed that they need to be reading at home daily, and if not they will be asked to read during lunch for the day before they have not read.

We care about your child's learning. We are doing this to make sure your child progresses.

Children can be exposed to 1.8 million words in each school year if they read for 20 minutes each day.

THE IMPORTANCE OF READING



-  IMPROVE YOUR COMMUNICATION SKILLS
-  EDUCATES YOU
-  KEEP YOUR BRAIN HEALTHY
-  REDUCES STRESS AND ANXIETY
-  MOTIVATE AND INSPIRES YOU
-  STIMULATES YOUR CREATIVITY
-  STRENGTHENS YOUR WRITING ABILITIES

What does the reading record look like in Year 1?

Reading in Year 2

In Year 2, your child will be continuing to decode and read words to build on fluency and starting to answer questions based on the text. They will be reading a range of books such as fiction (story) and non-fiction (fact).

You may enjoy reading together, taking turns to read aloud. As you are reading together, use the questions below as a guide.

Your child will be able to change their reading book each week when they visit the library with their class. Please read with your child every day for at least 20 minutes and complete their reading record. **All reading is important and valued! Happy reading!**

Ask questions & get children thinking:

Look at the cover - what can you see? What do you think it could be about? Which characters are in this book? Who is the author?

Find the title - the name of the book. Read this to your child. Talk about what the title makes you think about the book.

*Explain what happened in the text...

*Why did that happen? Why is it important?

*How are the characters feeling?

*Did you like that part?

*Which part of the story was your favourite?

*Can you think of a different ending?



Talk about the pictures:

Look at all the pictures in the book, turn the pages carefully and talk about each page.

If your child is not confident to talk about the story, say your ideas out loud: "I think..." "I like..." "I wonder..."

Questions to ask:

*What is happening?

*What are the characters doing?

*How are they feeling?

*How do you know?

How do I read with expression?

Create a different voice for each character and ask your child to match their voice to yours.

Practise reading the same part of the story a few times and talking or using pictures to think about how the character is feeling.

Don't forget to remind your child to pause when they see a full stop.

Applying phonics to reading

*Can you sound it out?

*Which sounds do you know?

*Which sounds can you hear?



Help sheet for when reading
with your child.

Reading

Year 1 and 2 Common Exception Words

Year 1

the	they	one
a	be	once
do	he	ask
to	me	friend
today	she	school
of	we	put
said	no	push
says	go	pull
are	so	full
were	by	house
was	my	our
is	here	
his	there	
has	where	
I	love	
you	come	
your	some	

Year 2

door	gold	plant	clothes
floor	hold	path	busy
poor	told	bath	people
because	every	hour	water
find	great	move	again
kind	break	prove	half
mind	steak	improve	money
behind	pretty	sure	Mr
child	beautiful	sugar	Mrs
children	after	eye	parents
wild	fast	could	Christmas
climb	last	should	everybody
most	past	would	even
only	father	who	
both	class	whole	
old	grass	any	
cold	pass	many	

There is a spelling list for your child's year group at the back of their reading record. These are the words they should be able to spell.

Online Safety

This year children will be using online resources such as Google Classroom much more, learning how to stay safe online if built into our Time For Us and Topic curriculum.



Please ensure that pupils are not using apps such as Roblox, Tik Tok, Whats App etc as these are not age appropriate for primary aged children.

The use of social media unsupervised can result in issues which can then disrupt learning at school.

As a school, we are happy to support parents in setting up appropriate parental controls and advising on how to keep children safe online.

Online Safety

Follow the SMART rules to stay safe online

S

Stay **safe** online by not sharing personal information



M

Do not **meet** anyone who you have only made friends with online



A

Do not **accept** messages or friend requests from strangers



R

Not everything online is **reliable**. Some people online are strangers and may try and trick us



T

Tell an adult you trust if anything happens online that you don't like



Permission Forms



Permission Forms
are still available
in a letter format
+ now as a Google
Form to make it
easier for you to
complete

Harrier Way, London, E6 8XC
Headteacher: Mr. Adam Helm
Deputy Headteacher: Mr. Neil Kenney & Mrs. Michelle Oltmans-Ojo

Dear Parents and Carers,

Re: Permission slip for Educational Visits (Year Nursery - Year 6 Pupils)

You are asked to sign this permission slip at the beginning of each year, to allow your child to attend a range of educational visits throughout the year. You only need to sign this one slip; it covers any of the following:

- Local educational visits around Newham (E.g. Local parks, ASDA, Beckton Globe, Zappace in Stratford)
- Educational visits in the wider London area (E.g. The Science Museum, Tower of London)
- Educational visits further out on a coach (E.g. The Anglo Saxon Village, Southend)
- Educational visits to any sports events and competitions
- Educational visits to any places of worship

You will still receive a letter before each educational visit informing you of details such as times, possible costs of the trip and whether a packed lunch is needed. You will also be informed if your child needs to be in school before the usual time of 8:55 or if pupils will be returning after 3:20.

Please can you complete the permission slip below and return to the school office or your child's teacher.

Re: Permission to be collected by an adult other than yourself (Year Nursery - Year 6 Pupils)

Children in all other year groups are expected to be collected by an adult. If this adult is not you, please provide the name and contact details of the adult that will be collecting your child below.

Re: Permission to be collected by an adult other than yourself (Year Nursery - Year 6 Pupils)

I (adult's full name) _____
(relationship to the child) _____ give permission for (child's name) _____ in class _____ to be collected by

1) Name and contact number/s of adult collecting your child
Name _____
Number _____

Permission slip for Educational Visits (Year Nursery - Year 6 Pupils)

Child's name _____

I give permission for my child to attend a range of educational not need to sign separate slips for each trip.

Adult's full name _____

Relationship to the child _____

Signed _____ Date _____

TEL: 020 7473 1344 FAX: 020 7441 1175
email: info@northbecktonprimary.co.uk Website: www.nbsps.co.uk

Permission Photograph Consent (Year Nursery - Year 6 Pupils)

Occasionally, we may take photographs of the children at our school. We use these images for school publicity i.e. school website, newsletters, newspapers, magazines and companies that work with us etc. Please complete the slip below to give permission for us to take photographs or recordings of your child for these purposes.

Permission Photograph Consent (Year Nursery - Year 6 Pupils)

Child's name _____ Class _____

I consent to my child's photograph being used as described above ☐

I do not wish my child to have their photograph taken ☐

Adult's full name _____

Relationship to the child _____

Signed _____ Date _____

Re: Permission to be collected by a child of 14 years (Year 1 - Year 6 Pupils)

Children in all other year groups are expected to be collected by an adult. However if you complete the slip below, providing us with the details and parental permission, a child of 14 years+ may collect pupils.

Re: Permission to be collected by a child of 14 years (Year 1 - Year 6 Pupils)

I (adult's full name) _____
(relationship to the child) _____ give permission for (child's name) _____ in class _____ to be collected by
(14+ Child's name) _____ (14+ Child's contact no.) _____

Signed _____ Date _____

Re: Permission to walk home unaccompanied by an adult (Year 5&6 Pupils)

Children in Upper KS2 (years 5-6) are permitted to walk home unaccompanied by an adult on the condition that parents/carers complete the slip below. Please sign the slip below and tick to indicate your preferences.

Re: Permission to walk home unaccompanied by an adult (Year 5&6 Pupils)

I (adult's full name) _____ (relationship to the child) _____
give permission for (child's name) _____ in Class _____ to:
Walk home unaccompanied by an adult at 3:20 ☐
Walk home unaccompanied by an adult after clubs at 4:20 ☐

Signed _____ Date _____

Please also note that as a school we are in the process of going 'cashless'. This means that we will no longer be accepting cash payments for education visits, workshops and events. All items will need to be paid for by using a secure online payment system called School Money (website www.eduspot.co.uk)

Some of you will already have set up your School Money account, as activation letters were issued to all parents several months ago.

If you are struggling to use the School Money system, please give us a call so we can talk you through the system.

If you have any questions or queries about the above permission slips please feel free to speak to your child's class teacher.

Kind regards,
Ms Helm

A decorative graphic consisting of two concentric circles, with the outer circle being slightly larger and having a thin grey outline, and the inner circle being a solid light blue.

And finally a big Thank You!

- For starting the year positively and adapting to the new systems we have put in place - your cooperation has been appreciated.
- With your continued support, we hope that Year 2 will be a memorable and successful year for all pupils.



Any Questions?

