



STEP BY STEP STICK BOOK




You will need: Paper; Scissors
& 1 thin stick




Step 3
Unfold paper and push stick through
1st hole from outside in




Step 1
Fold paper in half



Step 4
Weave stick out, in and out



Step 2
Cut 4 triangles along the spine



Finished Stick Book
Time to decorate the cover