

LEARNING FROM HOME

YEAR 4 - Week Beginning 06.07.20



- This week we will revisit Poetry. First, we will look at the types of poetry we already know. Then you will read some poems and look at the features and finally you will **write your own poem thinking about the Victorian era and Oliver Twist. Follow the steps on the Teaching Writing Poetry pdf to help you.** You may write on a piece of paper, use Purple Mash-Tools- 2Publish Plus or Word document to complete this task. How to use the 2 Publish Plus tool, please read the Computing pdf in our Google classroom (Step by step guide with pictures from the previous week).
- **Please complete the Star Reading comprehension activity.**
- Our **grammar** focus this week is **homophones**. **Read Teaching Grammar Homophones pdf to recap homophones and complete the grammar activities in your book.**
- Are you ready for the Spelling and Handwriting Challenge? Spelling Shed is active too, play fun games and master your spelling skills.



- In Maths, this week we will revisit multiplication starting from the pictorial representation, moving into the grid method and formal written method. Please read this pdf and do all the activities in your book. Remember to do the Self-Assessment too. Fancy some more? Don't look any further! Additional practise sheets are ready for you. Remember to practise your Times Tables daily!

<https://www.youtube.com/watch?v=ukgyLS1YIk0&feature=embtitle>



Electricity So you've planned/made an amazing product. Now what? **You sell it! This week, you will work on selling your product and tell us why your product is the best!**

There are different ways you can present your product to us: You can video yourself giving a presentation; You can write out a short speech; You can create a PowerPoint telling us all about your wonderful product

<https://www.youtube.com/watch?v=dV96CMIxWEM> <https://www.youtube.com/watch?v=i7jX9SR0bfw>



<https://www.youtube.com/watch?v=H0kbMpQ5Qc4&t=268s>

Topic: This week we will look at the **role of Railways** and how the railways changed people's lives. **You will use these websites** (<https://www.bbc.co.uk/programmes/p0114hrr> <https://www.bbc.co.uk/teach/school-radio/history-victorian-railways/zb8dcqt> <https://www.youtube.com/watch?v=Oyay-n23JNA>) to help you complete 5 fun activities in your book.

RE: This week you have to describe your project. Last week you've **designed your own community**. This week we will think how your community can support people with different needs; What are characteristics that community members should have? **Remember to save it for the next week.** Please upload your project to Google classroom!

Computing: Purple Mash 2 Publish Plus: Use your login to **write a poem about Oliver Twist**. If you completed English task using digital device then just upload your work. (Look through the Computing pdf if you need help with Publish 2 Plus)

ART: This week you will learn about **Claude Monet**. He was the most important of the Impressionist Painters. Impressionist painters used colour and brushstrokes in a new way. *Water lilies* are one of the most famous themes by this impressionist artist. He was fascinated by light dancing on the water and the reflections cast in the water...willows, reeds, clouds... Remember to upload your work for us to see.








PE: Ready to exercise and have fun? Have a look at our weekly Fitter Future suggested activities and time table in order to choose what you would like to try. Remember, it is always worth to try new things and learn new skills! Fancy to stick with the previous workouts? Visit: <https://www.youtube.com/watch?v=T8jI4RnHHf0>

Music: Watch this video of the cup song. This brings together your knowledge about rhythm, pulse, pitch and is a new percussion skill. <https://www.youtube.com/watch?v=DDfRPtDseda> Use the second video to see if you can learn this song. All you need is yourself and a cup. <https://www.youtube.com/watch?v=Y5kYLOb6i5I>

Home Learning in Year 4

Working with your child at home may seem a bit daunting in terms of keeping them occupied and balancing time out. At school, we find keeping to routines a very helpful way of keeping children focused and balancing out formal learning time with relaxation. This also applies to keeping fairly regular bedtimes and getting up times to keep things as 'normal' as possible.

This may help you - or you may choose to set your own timetable! There is lots of advice and suggestions online if this doesn't really suit you.

	7:30-9:00am Getting ready	Time to get up, washed, have breakfast and get dressed. Talk about the day ahead and ideas for activities.
	9:00am Reading and Writing	At school, we start the day with some reading activities. This could be reading a book / newspaper / magazine / using online resources such as online news. After this, perhaps you could think about some writing. Could your children write or draw something about the book they read? Could they choose a writing activity in their home learning book from school?
	10:30am	Time for a break and perhaps a snack. Is there an opportunity for your child to get active? Could they do some jogging / dancing if you are in the house? Is there a possibility to get outside for skipping / jumping / running?
	11:00am Maths	There are lots of resources that can be accessed online to help your children get quicker at number facts, and the school will have sent some activities home. Try the BBC website and Times Table Rockstars among others. Could you do some 'real life' maths together such as weighing ingredients for lunch or counting coins out and playing shops?
	12:00 Lunch and playtime	Could your child help to prepare the lunch, clear up and wash up? For playtime, is there a chance to get active again? Or could your child chose an activity they enjoy such as drawing / colouring...
	Afternoon	At school, we tend to do more of the creative subjects in the afternoon. As well as project ideas we have sent home, some other suggestions for ideas at home could be: -junk modelling something out of old boxes/containers -researching a famous person and presenting the information they found -going on a hunt for natural items outside and using to create some art work -arts and crafts - drawing/colouring/painting/creating -Science such as freezing / melting, looking at plants and animals in or out of the house
	End of the day	It is important to think about when to end the day and separate home time.