

LEARNING FROM HOME

YEAR 4 - Week Beginning 13.07.20



- This week you will write song lyrics with the theme 'Things that make You Happy! You will learn some steps to writing lyrics; RECAP how to use a rhyming scheme to help you structure your lyrics; You will create a set of lyrics, following the steps provided. <https://www.bbc.co.uk/teach/class-clips-video/english-ks2-write-song-lyrics/znh7nb> Please follow the Teaching Writing Song Lyrics pdf which will guide you through and support you in each step.
- Please complete the Reading comprehension activity Pong Power - Could the World's Smelliest Fruit Charge a Phone?
- Our grammar focus this week is Context Clues - words in context. Read the Teaching Context Clues pdf to recap words in a context and complete the grammar activities in your book starting from Activity 1 Crazy words, Activity 2 Secret Garden, Challenge Activity the Meaning Is There.
- Are you ready for the Spelling and Handwriting Challenge? Spelling Shed is active too, play fun games and master your spelling skills.



- In Maths, we will revisit short division (Bus stop method. Please read Teaching pdf and please do not think that you must do everything in one go! Complete the activities from the Teaching pdf in your book as you go through the pages Fancy some more? Don't look any further! Additional practise sheets are ready for you. Remember to practise your Times Tables daily!



Electricity This week you'll be evaluating your design and product. What does it mean to evaluate your work? When we evaluate something, it means we are looking at what went well and what didn't go so well. We look at different criteria such as: - appearance - design - material/components used - purpose.

We then decide what was good about that specific criterion and what we could improve about it.



You need to be honest about what works and what could be improved.

Topic: This week you will research and create a fact file about the life and work of one of the most famous Victorians- Charles Dickens. Please read the Topic pdf to explore features of a Fact File and find few examples. The Challenge is waiting for you! https://kids.kiddle.co/Charles_Dickens
<https://www.bbc.co.uk/bitesize/topics/z7d7gwx/articles/z4j32sg>
<https://www.youtube.com/watch?v=3AB9poWDeDs> <https://www.youtube.com/watch?v=N9dB9BZWDBU>

RE: This week you will present comparison of your own community with the community from the Victorian era in a way you feel most comfortable with. It might be a poster, leaflet, a table....

Points to consider: How are they similar different? Why? Please upload your project to Google classroom!

Computing: Purple Mash 2 Publish Plus: Use your login to write song lyrics. If you completed English task using digital device then just upload your work. (Look through the Computing pdf if you need help with Publish 2 Plus)

ART: This week you will find out: WHO IS RENÉ MAGRITTE? Faces made of sky? Men falling like raindrops? Visit <https://www.tate.org.uk/kids/explore/who-is/who-rene-magritte> and enter the dream world that is Magritte's artwork. Draw/paint an artwork using his style and upload it to our classroom. <https://www.youtube.com/watch?v=MZ1iQjZBi6s>








PE: Ready to exercise and have fun? Have a look at our weekly Fitter Future suggested activities and time table in order to choose what you would like to try. Remember, it is always worth to try new things and learn new skills☺ Fancy to stick with the previous workouts? Visit: <https://www.youtube.com/watch?v=T8jI4RnHHf0>

Music: Electronic instrument effects are used a lot in music today. Experiment with an electronic drum machine using this website. What drum beats can you create? You don't need to upload anything for this task. <https://drumbit.app/>

Home Learning in Year 4

Working with your child at home may seem a bit daunting in terms of keeping them occupied and balancing time out. At school, we find keeping to routines a very helpful way of keeping children focused and balancing out formal learning time with relaxation. This also applies to keeping fairly regular bedtimes and getting up times to keep things as 'normal' as possible.

This may help you - or you may choose to set your own timetable! There is lots of advice and suggestions online if this doesn't really suit you.

	<p>7:30-9:00am Getting ready</p>	<p>Time to get up, washed, have breakfast and get dressed. Talk about the day ahead and ideas for activities.</p>
	<p>9:00am Reading and Writing</p>	<p>At school, we start the day with some reading activities. This could be reading a book / newspaper / magazine / using online resources such as online news. After this, perhaps you could think about some writing. Could your children write or draw something about the book they read? Could they choose a writing activity in their home learning book from school?</p>
	<p>10:30am</p>	<p>Time for a break and perhaps a snack. Is there an opportunity for your child to get active? Could they do some jogging / dancing if you are in the house? Is there a possibility to get outside for skipping / jumping / running?</p>
	<p>11:00am Maths</p>	<p>There are lots of resources that can be accessed online to help your children get quicker at number facts, and the school will have sent some activities home. Try the BBC website and Times Table Rockstars among others. Could you do some 'real life' maths together such as weighing ingredients for lunch or counting coins out and playing shops?</p>
	<p>12:00 Lunch and playtime</p>	<p>Could your child help to prepare the lunch, clear up and wash up? For playtime, is there a chance to get active again? Or could your child chose an activity they enjoy such as drawing / colouring...</p>
	<p>Afternoon</p>	<p>At school, we tend to do more of the creative subjects in the afternoon. As well as project ideas we have sent home, some other suggestions for ideas at home could be:</p> <ul style="list-style-type: none"> -junk modelling something out of old boxes/containers -researching a famous person and presenting the information they found -going on a hunt for natural items outside and using to create some art work -arts and crafts - drawing/colouring/painting/creating -Science such as freezing / melting, looking at plants and animals in or out of the house
	<p>End of the day</p>	<p>It is important to think about when to end the day and separate home time.</p>