

HAPPY

This week you will write song lyrics with the theme 'Things that make You Happy!'

You will learn some steps to writing lyrics;

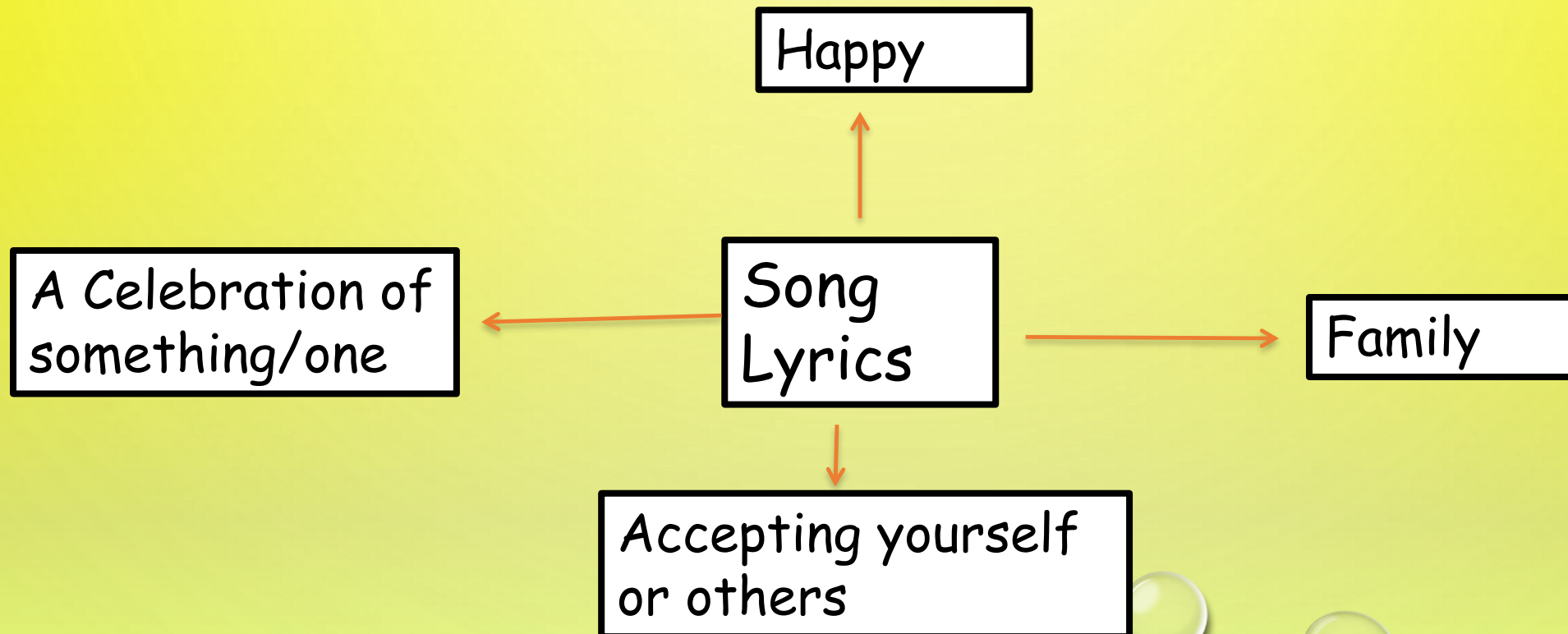
RECAP how to use a rhyming scheme to help you structure your lyrics;

You will create a set of lyrics, following the steps provided 😊

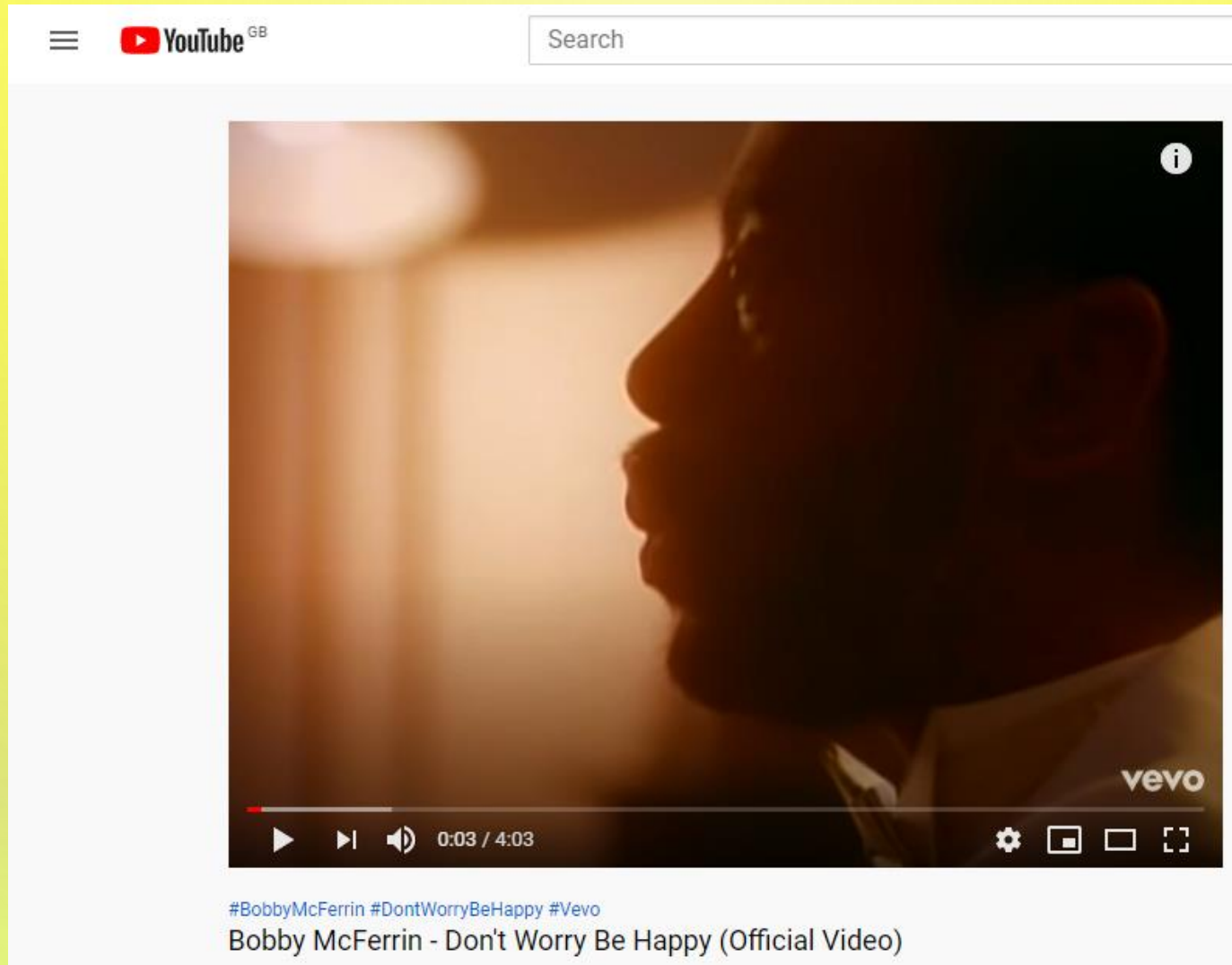
<https://www.bbc.co.uk/teach/class-clips-video/english-ks2-write-song-lyrics/znh7nb>

STARTER:

CAN YOU NAME SOME SONGS WHICH HAVE LYRICS ABOUT THE FOLLOWING THEMES?



[HTTPS://WWW.YOUTUBE.COM/WATCH?V=D-DIB65SCQU](https://www.youtube.com/watch?v=D-DIB65SCQU)



The image shows a screenshot of a YouTube video player. At the top left, there is a menu icon and the YouTube logo with 'GB' next to it. To the right is a search bar with the word 'Search' inside. The main area of the player is a video frame showing a close-up, profile view of Bobby McFerrin's face, illuminated from the side, creating a silhouette effect against a warm, blurred background. In the bottom right corner of the video frame, the 'vevo' logo is visible. Below the video frame is a control bar with a progress slider, play/pause, next, and volume icons, and a timestamp of '0:03 / 4:03'. To the right of the control bar are icons for settings, a small window, a full window, and a full screen icon. Below the control bar, there are three hashtags: '#BobbyMcFerrin #DontWorryBeHappy #Vevo' and the video title 'Bobby McFerrin - Don't Worry Be Happy (Official Video)'.

#BobbyMcFerrin #DontWorryBeHappy #Vevo
Bobby McFerrin - Don't Worry Be Happy (Official Video)

Writing a Set of Lyrics

Some key terms:


- Rhyming Scheme
- Syllables

A rhyming scheme is the order in which the lyricist orders the lines. Rhyming words help the piece become more memorable.

If all the lines have the same number of syllables (more or less) then the lyrics will be more successful.

- LISTEN TO THE NEXT EXAMPLES 😊


[HTTPS://WWW.YOUTUBE.COM/WATCH?V=Y6SXV-SUYTM](https://www.youtube.com/watch?v=Y6SXV-SUYTM)



The image shows a screenshot of a YouTube video player. At the top left, there is a hamburger menu icon and the YouTube logo with 'GB' next to it. To the right is a search bar with the word 'Search' inside. The main video area has a solid yellow background with the text 'PHARRELL WILLIAMS' centered in bold black letters. In the top right corner of the video area, there is an information icon (i). Below the video area is a black control bar. On the left, it says 'Pause (k)' above a red play button icon. Next to it are icons for next, volume, and a progress bar showing '0:02 / 4:06'. On the right side of the control bar, there are icons for a playlist, settings, a camera, a window, and a full screen icon. Below the control bar, the text 'Pharrell Williams - Happy (Official Music Video)' is displayed.

[HTTPS://WWW.YOUTUBE.COM/WATCH?V=OMXULHIVCVI](https://www.youtube.com/watch?v=OMXULHIVCVI)

☰ YouTube GB Search



#TheLionKing #HakunaMatata #DisneyPlus
Hakuna Matata (From "The Lion King")
6,162,041 views • 8 May 2020

POPULAR RHYMING SCHEMES

RECAP from Poetry!

ABAB

This was never the way I planned,
Not my intention.
I got so brave, drink in hand,
Lost my attention.

AABB

So no-one told you life was going to be
this way,
Your job's a joke, you're broke, your
love lifes D.O.A.
It's like you're always stuck in second
gear
When It hasn't been your day, your
week, your month or even your year.

AAAA

Well in five years time we could be
walking around a zoo.
With the sun shining down over me and
you
And they'll be love in the bodies of the
elephants too.
I'll put my hands over your eyes, but
you'll peep through.

AABAAB

I can't win, I can't reign.
I will never win this game,
Without you, Without you.
I am lost, I am vain,
I will never be the same,
Without you, Without you.

[HTTPS://WWW.YOUTUBE.COM/WATCH?V=KHFKYZUWYFK](https://www.youtube.com/watch?v=KHFKYZUWYFK)

The image shows a screenshot of a YouTube video player. At the top left, there is a hamburger menu icon and the YouTube logo with 'GB' next to it. To the right is a search bar with the word 'Search' inside. The main content area features a large, colorful graphic with the text 'Can't Stop the Feeling!' in a playful, rounded font. The word 'Can't' is purple, 'Stop' is blue, 'the' is small and green, and 'Feeling!' is yellow and green. Below the graphic, there is a dark grey box with the text 'Includes paid promotion'. At the bottom of the player, the text 'Trolls: Can't Stop The Feeling | GoNoodle' is visible.

How to write a set of lyrics - Step by step


1. Things That Make You Happy (Chosen theme)
2. Decide in detail what the 'story' of your song will be and use it to structure the content of the CHORUS. (Start your lyrics writing from the CHORUS)

**Remember: The chorus tells us the main point,
the verse fills in the detail.**

3. Write out a list of key words related to your theme and then find a rhyme for each of them.

Top Tip: Look back into your poetry rhyming examples from the last week.

[HTTPS://WWW.YOUTUBE.COM/WATCH?V=DPK-AXEP1NK](https://www.youtube.com/watch?v=DPK-AXEP1NK)



The image shows a screenshot of a YouTube video player. At the top left, there is a menu icon and the YouTube logo with 'GB' next to it. To the right is a search bar with the text 'Search'. The main content area features a large album cover for 'Sing: Original Motion Picture Soundtrack'. The cover art depicts a grand, classical-style building with columns and a marquee sign that reads 'SING' in large, glowing letters. Below the marquee, it says 'ORIGINAL MOTION PICTURE SOUNDTRACK'. Underneath the album cover, the video title 'Don't You Worry 'Bout A Thing' is displayed. At the bottom of the player, there are view and like counts: '2,172,563 views • 12 Dec 2018' and '21K' likes, along with a share icon.

A QUICK EXAMPLE

OUR THEME: HAPPINESS

OUR STORY: SUMMER HOLIDAYS ARE VERY NEAR

KEY WORDS AND RHYMES

SUN- BUN, BEGUN, DONE, MUM

BEACH- EACH, REACH, SPEECH, PEACH

SEA - FREE, KEY, AGREE, TEA, DEGREE,

GREAT - RATE, DATE, STRAIGHT, EIGHT, WAIT

OUR LYRICS...

OUR RHYMING SCHEME: A ABB

I HAVE THIS FEELING – THE SUN IS GREAT (A)

IT SHINES TODAY SO I CAN'T WAIT (A)

TO PACK MY SUITCASE (B)

AND TAKE THE RACE (B)

LYRIC-WRITING CAN BE HARD, AND THEY CAN SOUND VERY SILLY WHEN YOU LOOK AT THEM ON THE PAGE, ESPECIALLY IF YOU ARE TRYING TO WRITE ABOUT HAPPINESS...

FEW EXAMPLES OF CRINGEWORTHY LYRICS THAT BECAME POPULAR...

*'AND I WAS LIKE BABY, BABY, BABY OH, AND BABY, BABY, BABY OH!
LIKE BABY, BABY BABY OH, YOU SAID YOU'D ALWAYS BE MINE.'*

(JUSTIN BIEBER, *BABY*)

*IT'S FRIDAY, FRIDAY, GETTING DOWN ON FRIDAY, EVERYBODY'S
LOOKING FORWARD TO THE WEEKEND, WEEKEND.'*

(REBECCA BLACK, *FRIDAY*)

*'THEY CALL ME GIRL, THEY CALL ME STACEY. THEY CALL ME HER, THEY
CALL ME JANE. THAT'S NOT MY NAME. THAT'S NOT MY NAME.
THAT'S NOT MY NAME. THAT'S NOT MY NAME.'*

(THE TING TINGS, *'THAT'S NOT MY NAME'*)

SOME SUGGESTIONS FOR OPENING LINES...

- ICE-CREAM AND DOUGHNUTS NO GOOD FOR ME....
- HOW CAN I SURVIVE WITHOUT MY SCHOOL?
- THE WORLD'S AT CHAOS, YET...
- I HATE TO LEAVE MY PET AT HOME THOUGH I CANNOT TAKE IT TO THE PLANE...
- GOING OUT RIGHT NOW TO TRAVEL TO THE BEACH...
- YOU MIGHT AS WELL JOIN ME...
- WHY DON'T YOU CELEBRATE WITH ME?...

MAIN ACTIVITY

You can now start using the three steps to develop the lines of your song!

1. Things That Make You Happy (Chosen theme)
2. Decide in detail what the 'story' of your song will be and use it to structure the content of the CHORUS. (Start your lyrics writing from the CHORUS)

Remember: The chorus tells us the main point, the verse fills in the detail.

3. Write out a list of key words related to your theme and then find a rhyme for each of them.


Top Tip: Look back into your poetry rhyming examples from the last week.

Submitting your work:

- You may wish to sing the song and record it.
- You may make a video of you singing your song.
- You may simply upload your lyrics.

<https://www.youtube.com/watch?v=CPABX5KGCJO>

☰ YouTube^{GB} Search



#DisneyHitsChallenge #Moana #HowFarIllGo
Auli'i Cravalho - How Far I'll Go