



How to write a book blurb?

What do you need to know?

Before we go any further...

This term we will practise publishing skills in Computing. It would be beneficial to do the English writing tasks using Purple Mash-Tools- 2Publish Plus, which has a selection of blank writing templates. The Book Review template includes steps & tips too.

The written work will need to be saved on your device and uploaded to Google Classroom for us to read 😊

How to use the 2 Publish Plus tool, please read the Computing pdf in our Goolge classroom (Step by step pictures included).

The main activity in English & Computing will be to write the book 'Oliver Twist' blurb. If you forgot the story please look at the previous Home Learning reading sections.

Let's focus now how to write a Book blurb 😊





Why would we write a book blurb?

A **blurb** is the text on back cover of a book. It is a summary of the story. It aims to get the reader interested in buying or reading the book.

Look at some book blurbs on the following pages. (Think about: What have I noticed?)

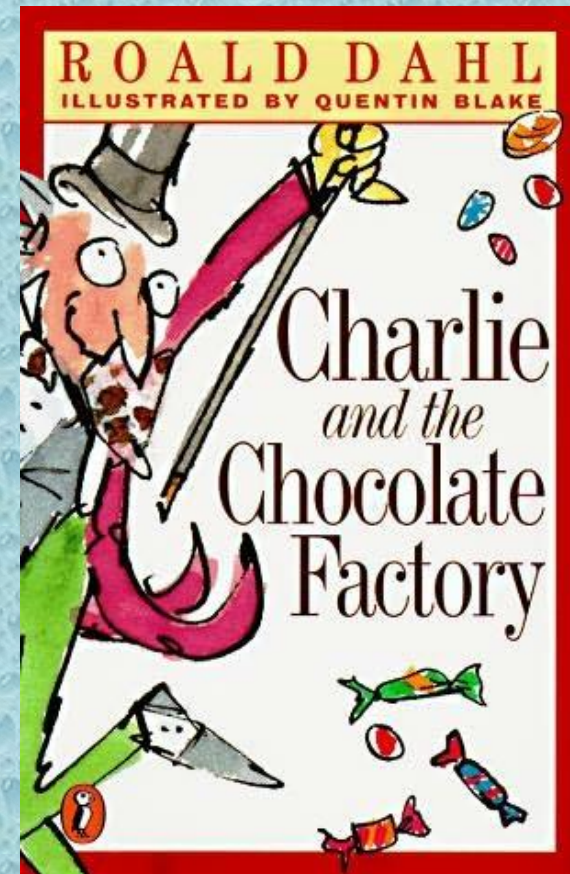
Sigurd the Viking is back, and causing chaos wherever he goes. Even his new wife, Mrs. Tibblethwaite, can't keep him out of trouble. But then, how would you react if you were a tenth century Viking stuck in the twenty first century?






Ruby and Garnet are ten-year-old twins. Identical. They do everything together, especially since their mother died three years earlier. But can being a double act work forever? When so much around them is changing...

Charlie Bucket loves chocolate. And Mr. Willy Wonka, the most wondrous inventor in the world, is opening the gates of his amazing chocolate factory to five lucky children. It's the prize of a lifetime! Gobstoppers, wriggle sweets and a river of melted chocolate delight await - Charlie needs just one Golden Ticket and all these treats could all be his.



The hedgehog family of number 5A are a happy bunch but they dream of reaching the Park. Unfortunately, a very busy road lies between them and their goal and no-one has found a way to cross it safely. No-one, that is, until the determined young Max decides to solve the problem once and for all...






What Makes a Good Blurb?

- They are short in length
- They use attention-grabbing words and phrases
- They often use question and exclamation marks
- They often use an ellipsis (...)at the end to leave the reader asking questions



Short in length

- Keep it short. Book blurbs are generally not more than 6 or 7 sentences.
- Hook your reader with your first sentence. Use expressive words, an intriguing setting or simply place your reader in the middle of the action!



Attention-grabbing words and phrases

- Use extreme action verbs. Use adjectives like "sizzling", "crackling" or "shattering." Then there's the ever popular "spine-tingling" used for thrillers and supernatural fiction.



Use question and exclamation marks

- Tease your reader by finishing with an unanswered question, a problem or mystery.
- Give a hint of how the character fits into the central theme.
- The blurb sets the atmosphere of the book. It must to match reader's expectations and age.



Describe the journey

- "The author takes us through..." or "(Author) introduces the reader to..." similar phrases are often used to set the stage, giving the reader a preview of the setting or plot.

End with a bang!



Main Activity

Write the book blurb
for 'Oliver Twist' by
Charles Dickens.

Top Tip: use 2Publish Plus