

Paper Pot Plants

An easy way to reuse wastepaper and create plant pots that can go straight into the ground when the seeds have sprouted

All

Craft and Design
Technology



Creating these plant pots gives children a great sense of achievement! There are elements **Literacy comprehension** in their ability to follow the written instructions and **technology/positional mathematics** given the spatial awareness required to follow the diagrams.

The activity provides a strong **learning for sustainability** message in a time when we are looking to cut back on single-use plastics.

The paper biodegrades over time, and plants roots will grow through the newspaper so there is no need to re-pot seedlings that sprout.

Equipment

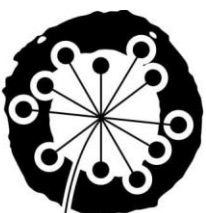
Wastepaper, not glossy, such as newspaper.

Activity

(Images to accompany these instructions can be found on the next page).

1. Lay your piece of paper so the long edge is facing you.
2. Fold it in half, left to right.
3. Fold it in half again, bottom to top.
4. Fold it in half again, left to right.
5. In the front section. Bring the bottom right corner (marked "A" in image 4) up to the centre crease you will make a triangle – see image 5.
6. Fold the right-hand side of the triangle on to the left side, so you have a smooth face. Now repeat step 5 and make a second triangle.
7. Fold the left-hand side of your new triangle back onto the right, so you have a smooth face again.
8. Fold the front left-hand edge into the centre crease.
9. Fold your new left edge in again.
10. Repeat for the right-hand front side. Looks like an upside-down aeroplane!
11. Turn it over and repeat steps 8 and 9. Now looks like a dart.
12. Fold the top flaps down and crease them well.
13. Now you can open your pot! Make sure to square the bottom so it can sit well.

Plant your seeds and water them. It is best to keep the pots in a tray.



Learning
through
Landscapes

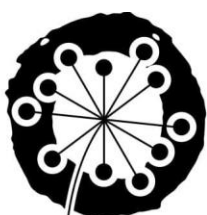

For more resources visit www.ltl.org.uk/free-resources

© This activity sheet was created by Learning through Landscapes
Registered charity no. in England and Wales 803270 and in Scotland SCO38890



Paper Pot Plants

An easy way to reuse wastepaper and create plant pots that can go straight into the ground when the seeds have sprouted



Learning through Landscapes

For more resources visit www.ltl.org.uk/free-resources

© This activity sheet was created by Learning through Landscapes
Registered charity no. in England and Wales 803270 and in Scotland SCO38890

