

# Bag Gardening

Create a garden in a small space using only a bag, a tin can, stones and some soil

All

Craft and Design  
Technology



## Background information:

Bag gardens are ideal for those with only a small space. The central column of stones provides drainage and aeration.

Often used in Africa where water is limited. Families put them near their homes, and they are easily maintained by children.

## Equipment

A bag

Soil

Seeds, or seedlings

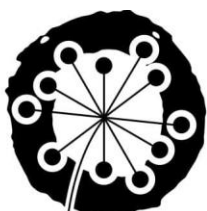
Stones

Tin can with top and bottom removed. To act as a tube.

## Activity

- Roll down the edges of the bag and place the tin can tube in the bottom. Fill the tube with stones. Put soil around the outside of the tube and press it down slightly.
- Remove the tube leaving a column of stones in the middle of the soil. Repeat this process until your bag is full.
- Carefully cut some holes. Don't place them exactly above each other. The holes should be big enough to get a hand in.
- Plant the seeds, or seedlings, into these holes.
- Water the garden from above onto the column of stones.
- Watch as your garden grows and develops.
- See the page below for visual step by step instructions.

Image credit: [dysartschoolgarden.blogspot.com](http://dysartschoolgarden.blogspot.com)



Learning  
through  
Landscapes

For more resources visit [www.ltl.org.uk/free-resources](http://www.ltl.org.uk/free-resources)

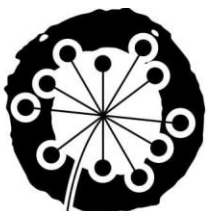
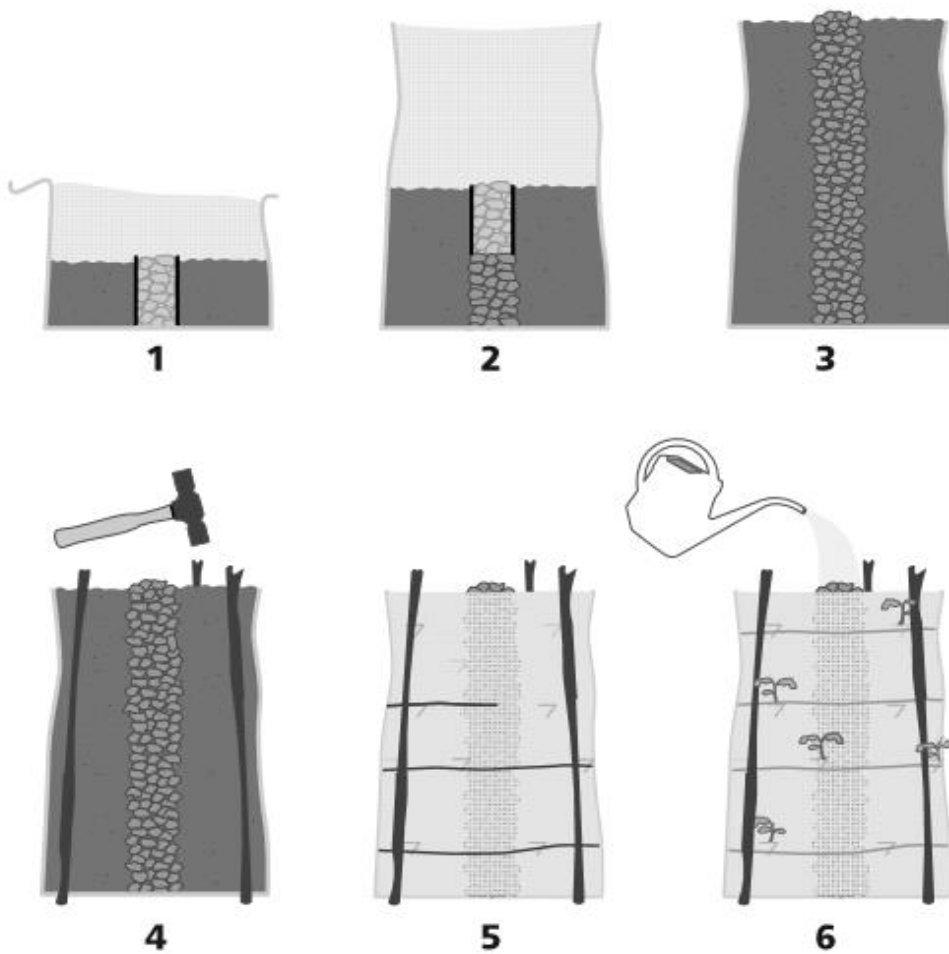
© This activity sheet was created by Learning through Landscapes  
Registered charity no. in England and Wales 803270 and in Scotland SCO38890



# Bag Gardening

Create a garden in a small space using only a bag, a tin can, stones and some soil

## Bag Gardening



Learning  
through  
Landscapes

For more resources visit [www.ltl.org.uk/free-resources](http://www.ltl.org.uk/free-resources)

© This activity sheet was created by Learning through Landscapes  
Registered charity no. in England and Wales 803270 and in Scotland SCO38890

