

Worksheet 1

Name	Date
Story title	


Draw a picture of what you think happens next.



Worksheet 2

Name	Date
Story title	

Draw a picture and write your story of what you think happens next.



Then write your story that goes with the picture.

Worksheet 3

Name	Date
Story title	

Draw a picture of what you think happens next.

Then ...

and then ...

Worksheet 4

Name	Date
Story title	

Draw a picture of what you think happens next.

Then ...

and then ...

Then write your story that goes with the pictures.

Worksheet 5

Name	Date
Story title	

Draw a picture of what you think happened in the story.

First ...

and then ...

and in the end ...

Worksheet 6

Name	Date
Story title	

Write a story about what happens next.
Remember to write about the following:



Who is in the story?



Where are they?




When does it happen?



What happens?

Language Level A worksheet

Name	Date
------	------

Fill in the main character's name where you see . Then answer the questions.


1 Who is in the picture?

2 Where is _____  ?

3 What happened?

Language Level B worksheet

Name	Date
------	------

Fill in the main character's name where you see . Then answer the questions.


1 What will happen next?

2 What could _____  say?

3 How does _____  feel?

Language Level C worksheet

Name	Date
------	------

Fill in the main character's name where you see . Then answer the questions.

1 Why did it happen?

2 What could _____  do?

3 Why would _____  do that?
