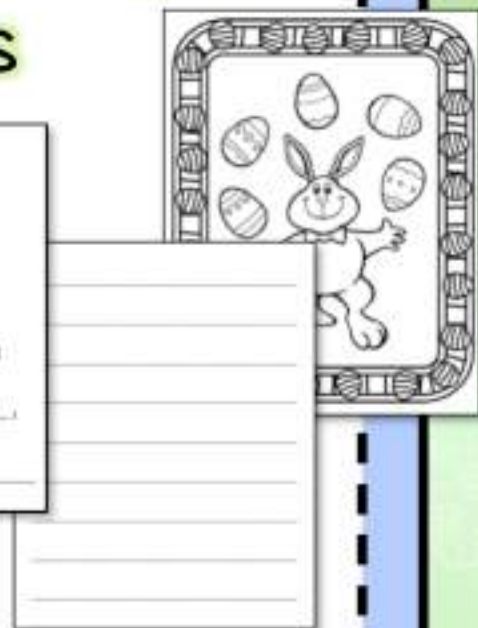



Writing Happy Easter

Greeting Cards



with symbol support, tracing,
and copying options

differentiated 7 ways

Breezy Special Ed



Printing HELP:
 If your printer can not print borderless, choose "scale to paper" or a similar option in order to print the entire card. (Borderless printing will give the best look around the card.)
 Print in adobe or similar (do not print from your browser)



Breezy Special Ed

(Valentine's Day Cards pictured – same levels available)
 Level 1.1: symbol support large print
 Level 2.1: trace sentence starters, dotted font
 Level 3.3: no lines (written with one of the text examples)



Valentine's Day Cards
 Use and Match Sentence Starters

Dear _____
 Happy Valentine's Day!
 I think you are _____
 You are a great _____
 Hope you have a _____ day!
 _____ (Your friend, Goodbye, Later)
 _____ (your name)

Happy Valentine's Day _____
 I really like you!
 I think you are good at _____
 Hope you _____ day!
 _____ (Sincerely, Love, Peace)
 _____ (your name)

Hi! _____
 It's Valentine's Day!
 Why don't you talk about Valentine's Day to _____
 I hope you are _____
 Hope you _____ Valentine's Day!
 _____ (Kisses, From, Bye)
 _____ (your name)



Writing supports:
 Visual options to use for both symbol "writers" and tracers.
 Mix and match sentence card options available for level 3 students.

Breezy Special Ed

Already differentiated for your ENTIRE class

Level 1: Visual sentence starters and choices to fill in the blanks

1.1 :Large print (this will need to be cut in half and glued to a folded construction paper)

1.2: Regular size

Level 2: Sentence starters to trace with fill in the blank options

2.1: Dotted tracing font

2.2: Solid gray tracing font

Level 3: Blank cards for students to write their own message (page of sentences and sentence starters included if they need ideas)

3.1: Lines that go across the two inside pages.

3.2: Smaller lines that go on the one inside page.

3.3: No lines.

Color the front!
FIVE different card designs!
Seven different levels!

Visual sentence starters can be used for levels 1 and 2. Level 1 students will cut and paste (larger size visuals are for option 1.1 large print). Level 2 students can look at and write down their choices. (or cut and paste if needed.)

Text sentences and sentence starters are great for level 3 students, if they are unable to come with up a message by themselves.

small card visuals - 3 to a page

I hope you find ___ in an egg

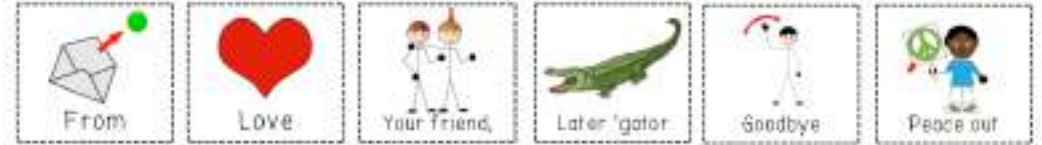


My favorite part of Easter is ____ What's yours?



Have a _____ Easter!!!





I hope you find ___ in an egg




My favorite part of Easter is ____ What's yours?



Have a _____ Easter!!!





I hope you find ___ in an egg




My favorite part of Easter is ____ What's yours?



Have a _____ Easter!!!





large card visuals - 2 to a page



Easter Cards

Mix and Match Sentence Starters

Dear _____,

Happy Easter!

Are you going to go on an Easter Egg hunt?

I hope you find an egg with _____ inside.

Hope you have a _____ day!

_____ (Your friend, Goodbye, Later,)

_____ (your name)

Happy Easter _____!

I hope the Easter bunny brings you _____.

Have a hoppy and _____ day!

_____ (Sincerely, Love, Peace,)

_____ (your name)

Hello _____,

It's Easter!

My favorite part about Easter is _____.

What's your favorite part?

Have a _____ Easter!

_____ (Adidos, From, Bye,)

_____ (your name)



Dear _____



Happy Easter!



I hope you find _____ in an egg!



My favorite part of Easter is _____



What's yours? Have a _____ Easter!



Happy

Easter





Dear _____



Happy Easter!




I hope you find _____ in an egg!



My favorite part of Easter is _____



What's yours? Have a _____ Easter!





Dear _____



Happy Easter!



I hope you find _____ in an egg!



My favorite part of Easter is _____



What's yours? Have a _____ Easter!

Happy Easter





Dear _____



Happy Easter!




I hope you find _____ in an egg!



My favorite part of Easter is _____



What's yours? Have a _____ Easter!





Dear _____



Happy Easter!



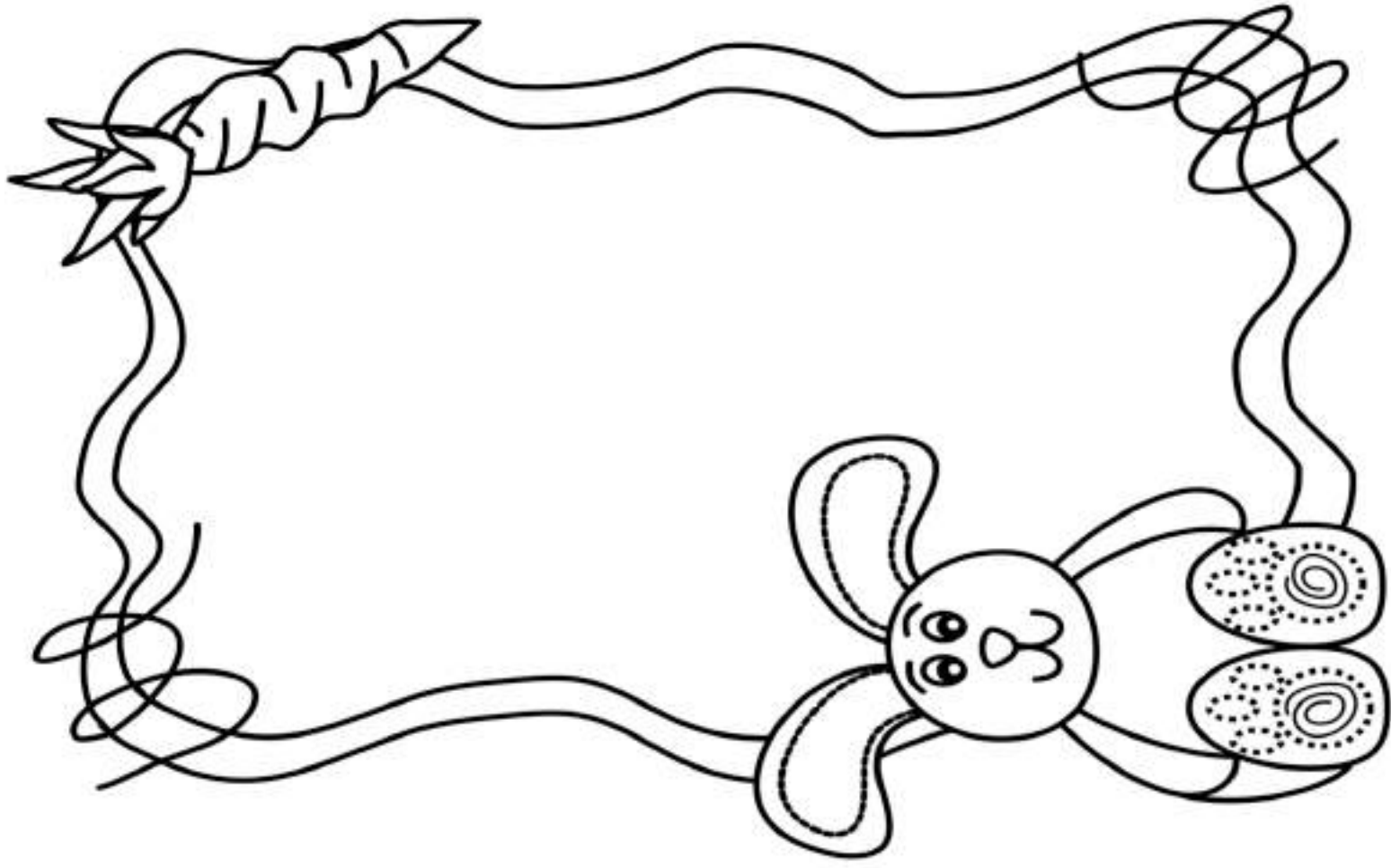
I hope you find _____ in an egg!



My favorite part of Easter is _____




What's yours? Have a _____ Easter!





➔ Dear _____



Happy Easter!


I hope you find _____ in an egg!


My favorite part of Easter is _____



_____. What's yours? Have a



_____ Easter! _____



➔
Dear _____,

 
Happy Easter!

   
I hope you find _____ in an egg!

  
My favorite part of Easter is _____





  
_____. What's yours? Have a


_____ Easter! _____



➔ Dear _____


 
Happy Easter!

   
I hope you find _____ in an egg!

  
My favorite part of Easter is _____


  
_____. What's yours? Have a


_____ Easter! _____



➔ Dear _____



 Happy Easter!


 I hope you find _____ in an egg!


 My favorite part of Easter is


 _____ What's yours? Have a


 _____ Easter! _____



➔
Dear _____,


Happy Easter!


I hope you find _____ in an egg!


My favorite part of Easter is _____


_____. What's yours? Have a


_____ Easter! _____



Dear _____,


Happy Easter!

I hope you find _____ in an

egg. My favorite part of Easter is

_____. What's yours? Have a

_____ Easter! _____



Dear _____,

Happy Easter!

I hope you find _____ in an

egg. My favorite part of Easter is

_____. What's yours? Have a

_____ Easter! _____,



Dear _____,


Happy Easter!

I hope you find _____ in an

egg. My favorite part of Easter is

_____. What's yours? Have a

_____ Easter! _____



Dear _____,


Happy Easter!

I hope you find _____ in an

egg. My favorite part of Easter is

_____. What's yours? Have a

_____ Easter! _____,



Dear _____,

Happy Easter!

I hope you find _____ in an

egg. My favorite part of Easter is

_____. What's yours? Have a

_____ Easter! _____,



Dear _____,


Happy Easter! I hope you find

_____ in an egg. My

favorite part of Easter is

_____. What's yours?

Have a _____ Easter!!



Dear _____,

Happy Easter! I hope you find

_____ in an egg. My

favorite part of Easter is

_____. What's yours?

Have a _____ Easter!!

_____;



Dear _____,


Happy Easter! I hope you find
_____ in an egg. My

favorite part of Easter is


_____. What's yours?

Have a _____ Easter!!

_____;



Dear _____,
Happy Easter! I hope you find
_____ in an egg. My
favorite part of Easter is
_____. What's yours?
Have a _____ Easter!!




Dear _____,
Happy Easter! I hope you find
_____ in an egg. My
favorite part of Easter is
_____. What's yours?
Have a _____ Easter!!


_____;





















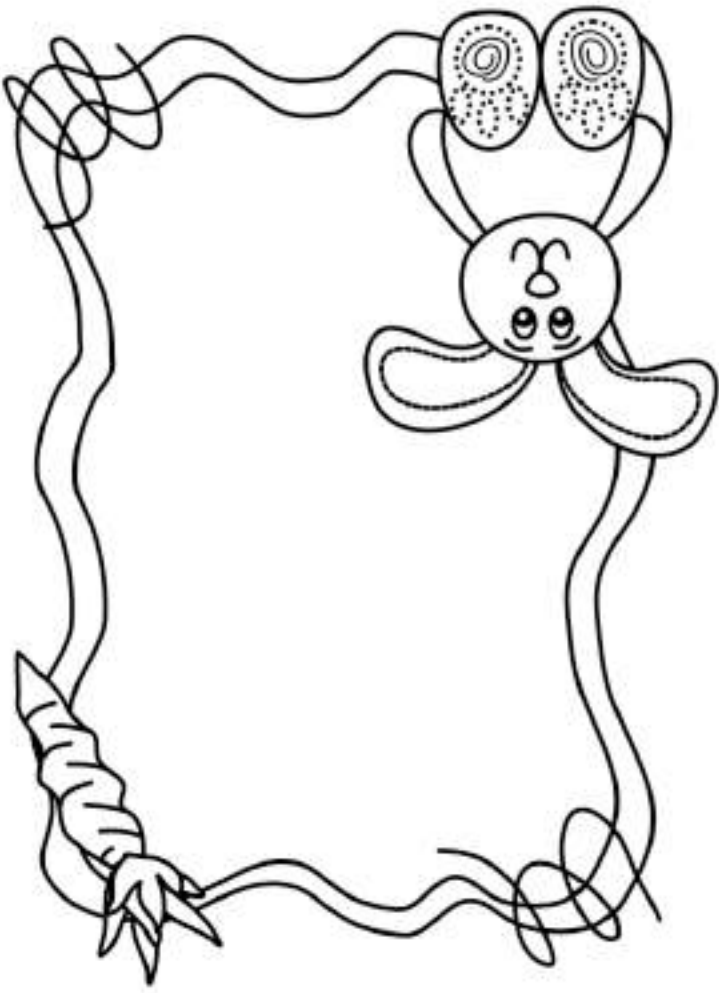












Bonus: Religious Cards

p43: symbol support

p44: symbol choices

p45: tracing

p46: no supports



Dear _____



Happy Easter!



I'm _____ that Jesus is alive!



My favorite part of Easter is



_____. What's yours? Have a



Easter!

small card visuals - 3 to a page

I'm _____ Jesus is alive!




My favorite part of Easter is _____. What's yours?



Have a _____ Easter!!!





I'm _____ Jesus is alive!




My favorite part of Easter is _____. What's yours?



Have a _____ Easter!!!





I'm _____ Jesus is alive!

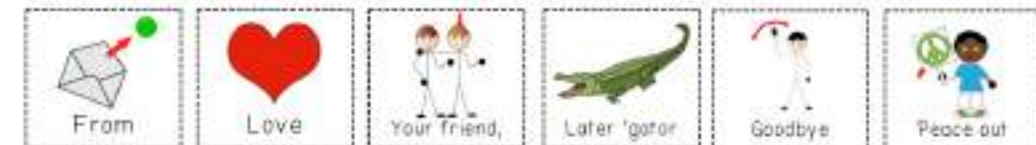



My favorite part of Easter is _____. What's yours?



Have a _____ Easter!!!







Dear _____,

Happy Easter!

I'm _____ Jesus is alive!

My favorite part of Easter is

_____. What's yours? Have a

_____ Easter! _____



Like these?

You might also like using [these birthday cards](#) or [these journals!](#)



Writing
Birthday Cards

with symbol support, tracing,
and copying options

four card designs
differentiated 7 ways

Breezy Special Ed

This graphic features a pink and white polka-dot border with a blue and green wavy line. It displays several birthday cards with various designs, including one with a balloon and another with a birthday cake. The text is centered and easy to read.



Spring Time
Differentiated Journal Set

Includes journals for non-writers, tracers, and writers!

Teaches students to write their thoughts by completing sentence starters errorlessly.

Breezy Special Ed

This graphic features a pink and white polka-dot border. At the top is a rainbow with clouds. Below it, the title "Spring Time Differentiated Journal Set" is written in a pink, cursive font. The main content shows three journal pages: one with a bunny illustration and sentence starters like "I see the...", "It has...", "The bunny is...", and "I think it is..."; another with a rainbow illustration and similar sentence starters; and a third with a butterfly illustration and sentence starters. The text is centered and easy to read.

Thanks for purchasing!

If you have any questions or would like to show me how you are using this in your classroom, I would love to hear from you! Also feel free to contact me if you have any questions or any ideas for additional products! I love to help you help your students.

To God be the Glory!!

This product is a paid digital download from my TpT store. This product is copyright protected and is available for your classroom use only; it can not be modified or resold without prior written permission from the author. You are not permitted to share this product through email, internet groups, blogs, servers, forums, offline groups, school/district websites or personal websites.
Please respect our teachers by respecting their work.

Stay connected - cards for all different occasions coming soon!

Email: Brie@Breezyspecialed.com

TPT store: <http://www.teacherspayteachers.com/Store/Breezy-Special-Ed>

Facebook: <http://facebook.com/BreezySpecialEd>



Blog: <http://breezyspecialed.com>

This product was created using Smarty Symbols Images. All rights reserved, 2011-2015.

Clipart/Fonts/Frames from:
Graphics from
[Mrs. Naufal's Nook](http://www.teacherspayteachers.com/Store/MrsNaufal)



Graphics from Epiphanous Owl

<http://www.teacherspayteachers.com/Store/Epiphanous-Owl>