

READING COMPREHENSION

Leveled Daily Curriculum

LEVEL 1.5

READING COMPREHENSION

Leveled Daily Curriculum

LEVEL 1.5

Name: _____ School Year: _____

Level I.5 Curriculum Map


Reading Comprehension

	Unit Focus Topics	Unit Details
Unit 1	<ul style="list-style-type: none">- review letter sounds- listening comprehension match sentence to picture- sight words- follow along in book independently	The goal of this unit is to review letter sound identification for the complete alphabet. This unit targets 8 sight words pulled from the Fry Noun list and Fry first 100 word list. The goal is to master the meaning and identification of these words. This unit works on listening comprehension by practicing hearing a sentence and finding the picture that best matches the sentence. This unit focuses on building book skills by working on following along in a book independently.
Unit 2	<ul style="list-style-type: none">- identify beginning sounds- listening comprehension for who questions- sight words- answer/identify "who" questions during a read aloud	The goal of this unit is to identify pictures by their beginning sound. This unit targets 8 sight words pulled from the Fry Noun list and Fry first 100 word list. The goal is to master the meaning and identification of these words. This unit works on listening comprehension by practicing hearing a who question and finding the picture that best answers the question. This unit focuses on building book skills by working on answering or finding the answer to 'who' questions in a read aloud book.
Unit 3	<ul style="list-style-type: none">- identify ending sounds- listening comprehension for what questions- sight words- answer/identify "what" questions during a read aloud	The goal of this unit is to identify pictures by their ending sound. This unit targets 8 sight words pulled from the Fry Noun list and Fry first 100 word list. The goal is to master the meaning and identification of these words. This unit works on listening comprehension by practicing hearing a what question and finding the picture that best answers the question. This unit focuses on building book skills by working on answering or finding the answer to 'what' questions in a read aloud book.
Unit 4	<ul style="list-style-type: none">- match beginning sounds- listening comprehension for where questions- sight words- answer/identify "where" questions during a read aloud	The goal of this unit is to match pictures with the same beginning sound. This unit targets 8 sight words pulled from the Fry Noun list and Fry first 100 word list. The goal is to master the meaning and identification of these words. This unit works on listening comprehension by practicing hearing a "where" question and finding the picture that best answers the question. This unit focuses on building book skills by working on answering or finding the answer to "where" questions in a read aloud book.
Unit 5	<ul style="list-style-type: none">- match ending sounds- listening comprehension for when questions- sight words- answer/identify "when" questions during a read aloud	The goal of this unit is to match pictures with the same ending sound. This unit targets 8 sight words pulled from the Fry Noun list and Fry first 100 word list. The goal is to master the meaning and identification of these words. This unit works on listening comprehension by practicing hearing a "when" question and finding the picture that best answers the question. This unit focuses on building book skills by working on answering or finding the answer to "when" questions in a read aloud book.
Unit 6	<ul style="list-style-type: none">- L blends- listening comprehension for why questions- sight words- answer/identify "why" questions during a read aloud	The goal of this unit is to identify pictures that begin with the l blends: bl, gl, cl, pl, fl, and sl. This unit targets 8 sight words pulled from the Fry Noun list and Fry first 100 word list. The goal is to master the meaning and identification of these words. This unit works on listening comprehension by practicing hearing a "why" question and finding the picture that best answers the question. This unit focuses on building book skills by working on answering or finding the answer to "why" questions in a read aloud book.
Unit 7	<ul style="list-style-type: none">- R blends- listening comprehension for "wh-" questions (intermixed)- sight words- answer/identify "wh-" questions during a read aloud	The goal of this unit is to identify pictures that begin with the r blends: br, fr, cr, gr, dr, and tr. This unit targets 8 sight words pulled from the Fry Noun list and Fry first 100 word list. The goal is to master the meaning and identification of these words. This unit works on listening comprehension by practicing hearing any "wh-" question and finding the picture that best answers the question. This unit focuses on building book skills by working on answering or finding the answer to any "wh-" question in a read aloud book.
Unit 8	<ul style="list-style-type: none">- digraphs- listening comprehension for "wh-" questions (intermixed)- sight words- answer/identify "wh-" questions during a read aloud	The goal of this unit is to identify pictures that begin with the digraphs: sh, ch, th, and wh. This unit targets 8 sight words pulled from the Fry Noun list and Fry first 100 word list. The goal is to master the meaning and identification of these words. This unit works on listening comprehension by practicing hearing any "wh-" question and finding the picture that best answers the question. This unit focuses on building book skills by working on answering or finding the answer to any "wh-" question in a read aloud book.

How to use this resource:

Listening comprehension:

Each unit includes a specific skill to work on in relation to listening comprehension. The goal is build the skill of listening to and understanding verbal language. This will be demonstrated by the student finding the correct answer using the visual answer box. The adult will read the quote in the speech bubble. The student is NOT expected to read that. After the adult reads the sentence or question, the student will indicate the correct answer to demonstrate listening comprehension by circling or pointing to the picture. Collect data by noting correct or not correct when adding data to the data sheet. View this video: <https://tinyurl.com/y65qvcc1>



Letter sounds:

Unit I includes a review of letter sounds as a goal. Students will be working on receptive identification of the letter sounds. The adult will say a sound of one of the letters in the box. Then the student will point, circle, or say the name of the letter that makes that sound. Do each letter in the box but don't go in order (mix it up so students don't anticipate the answer by the order listed). So this will look like: teacher says, "Which letters says ssssss?" Student points to s. Count as correct while collecting data on the data sheet. See video: <https://tinyurl.com/y524nopu>



Book skills :

Each Unit has a book skill goal. The goal is to involve the students in book activities and tie in listening comprehension in a structured and focused way. After completing the worksheet each day, read one book with the student. Allow the student to select a book of interest or select something fun or engaging. Make reading fun and something the student wants to do. Focus on only the book skill highlighted in the unit. Most of the units work on a type of question skill. Ask the student the specified type of question in relation to the book (i.e. "Who took the dog's bone?") then point to two or three different options within the illustration of the book. Allow the student to point to the correct answer. If the student has verbal skills, allow the student to verbally answer your question. Track how many questions were answered correct and incorrect on the bottom of the worksheet. Transfer the data to the data sheet to track progress over time.



Sight Words:

Use the word flashcards to practice reading or finding the sight words each day. After you complete the worksheet, practice the flashcards. Circle 'read' if the student is reading the words. Circle 'find' if you are working on receptive identification of the words. Lay the flashcards out, say each word, and have the student point to the word. Tally the number of correct and incorrect responses on the bottom on the worksheet. Transfer the data to the data sheet to track progress over time. Follow similar process with the picture flashcards to build comprehension. Lay the picture flashcards out, show a word flashcard, and have the student point to the corresponding picture. Tally the number correct and incorrect.



References and research utilized to develop this resource:

Ehri, L. (2006). More about phonics: Findings and reflections. In K. A. Dougherty Stahl and M. C. McKenna (eds.), *Reading research at work: Foundations of effective practice*. New York: Guilford.

Fry, E. (2000). *1000 instant words*. Westminster, CA: Teacher Created Resources.

Hogan, T. P., Adlof, S. M., & Alonzo, C. N. (2014). On the importance of listening comprehension. *International journal of speech-language pathology*, 16(3), 199–207. doi:10.3109/17549507.2014.904441

Moats, L. C. (1995). *Spelling: Development, disability, and instruction*. Baltimore, MD: York Press.

Templeton, S. & Bear, D. (eds.) (1992). *Development of orthographic knowledge and the foundation of literacy*. Hillsdale, NJ: Lawrence Erlbaum Associates.

Treiman, R. & Bourassa, D. (2000). The development of spelling skill. *Topics in Language Disorders*, 20, 1-18.

	Pre-Test Date & Score	Post-Test Date & Score	Additional Testing Date & Score (if needed)	Notes
Unit 1				
Unit 2				
Unit 3				
Unit 4				
Unit 5				
Unit 6				
Unit 7				
Unit 8				
Unit 9				

Unit Data Sheet

Name: _____ Unit: _____

Date	Activity Page	# correct	# incorrect	Book Skill Data Prompting Level OR how many correct / how many total	Sight Word Data circle one: Find Read how many correct / how many total

Whole Class Daily Lesson Plan

Date: _____

Time	Students	Curriculum Activity {Unit # & Activity #}	Topics Covered	Assessments Needed

Whole Class Weekly Lesson Plan

Week of: _____


	Level 1 Students	Level 1.5 Students	Level 2 Students	Level 3 Students
Monday				
Tuesday				
Wednesday				
Thursday				
Friday				

Anchor Chart - Unit I

Sight Words

boy shirt of the
train girl ball and

Listening Comprehension



Phonics

Review Letter Sounds

a s t i p n c
g e h r m d
k o l f b q
u j z w v y
x

Book Skill



Follow along while adult
reads with no prompts.



Level 1.5

word flashcards:

boy

RC Level 1.5 Unit 1

train

RC Level 1.5 Unit 1

shirt

RC Level 1.5 Unit 1

girl

RC Level 1.5 Unit 1

of

RC Level 1.5 Unit 1

the

RC Level 1.5 Unit 1

and

RC Level 1.5 Unit 1

ball

RC Level 1.5 Unit 1

picture flashcards:



RC Level 15 Unit 1



RC Level 15 Unit 1



RC Level 15 Unit 1



RC Level 15 Unit 1



RC Level 15 Unit 1



RC Level 15 Unit 1



RC Level 15 Unit 1



RC Level 15 Unit 1



RC Level 15 Unit 1



RC Level 15 Unit 1



RC Level 15 Unit 1



RC Level 15 Unit 1

I. Sight words:

circle one:

boy shirt of the

train girl ball and


Read

Find

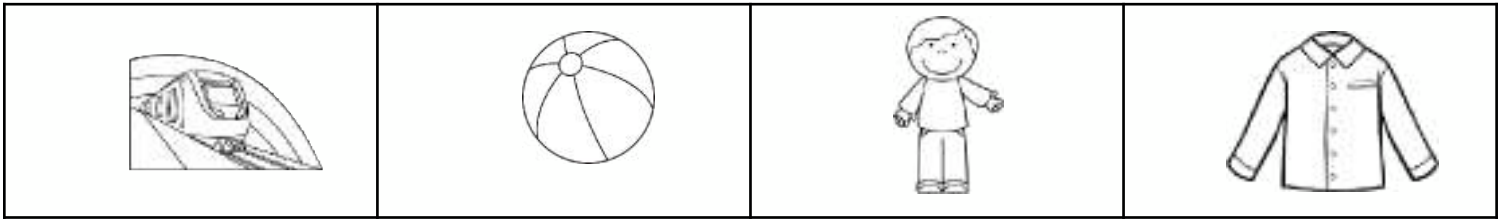
Tally correct and incorrect. Correct: _____ Incorrect: _____

2. Colour the picture for each word:

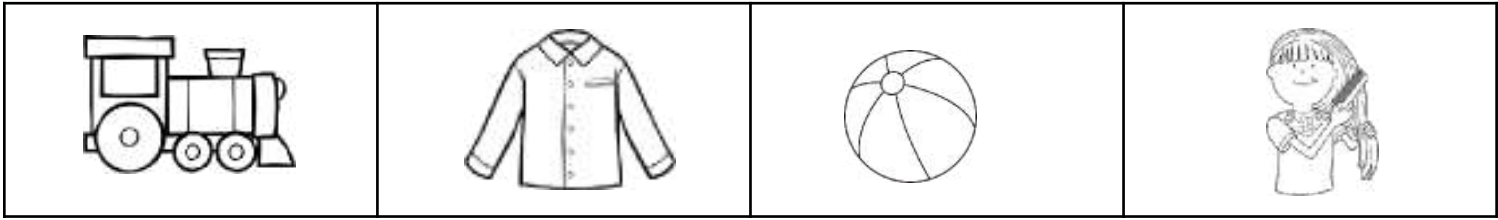
girl



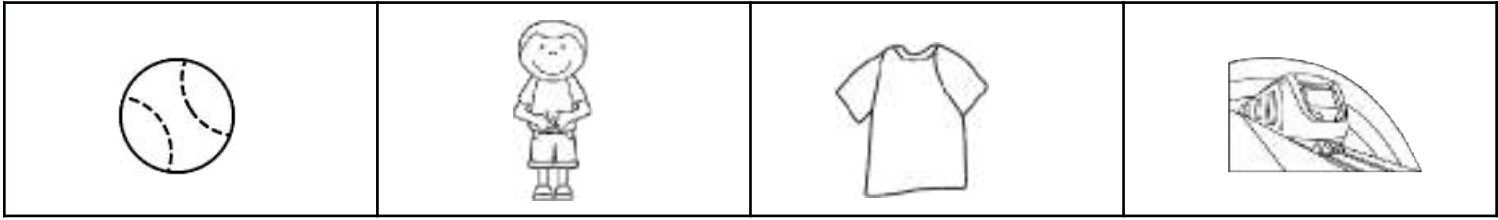
shirt




ball



boy



train



3. Letter sounds:

a s t i p

n c g e h

r m d

k o l f b q

u j z w v y

x

circle one:

Expressive Language
(teacher points to item and student says name)


Receptive Language
(teacher says name and student points to item)


Tally correct and incorrect. Correct: _____ Incorrect: _____


4. Listening comprehension:


Listen and find
the answer:

She worked as a checkout assistant at the store down
the street.







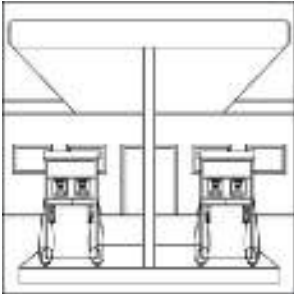


Listen and find
the answer:

We stopped and got petrol before heading on the road.









Unit I Rubric & Grading Instructions

Name: _____ Date: _____ {circle one} Pre-test Post-test

	correct	incorrect	total possible
1. Read or find the sight words. Circle "read" or "find" based on the student's abilities. Count how many words they read/found correctly and incorrectly. Do each word one time.			8
2. Colour or circle the picture that goes with the word. Count each word as correct or incorrect.			5
3. For letter sounds, say the sound of the letter and have the student say the name of the letter (expressive) or point to the letter (receptive). Track correct and incorrect on the page. Count as correct if student finds/says the correct letter within 3 seconds.			26
4. For listening comprehension, read the quote box out loud to the student. The student may indicate the answer to the question by saying the correct answer or pointing to the correct picture. Count as correct if the correct answer is said/pointed to within 3 seconds.			2
5. Book skill: follow along independently. Select a short book with a preferred topic. Let the student hold the book while the adult reads. Score 5 if student follows along (points at words, turns pages) with no prompts for 5 or more minutes. Score 3 for less than 2 prompts for 5 or more minutes. Score 1 if the student requires prompts for most of the 5 or more minutes. Score of 0 if student will not sit with book for 5 or more minutes.			5
<div><h3>Analyzing the Errors:</h3><p>The pre-test is used as a baseline to see where the student is starting out before any instruction is given. Errors on the pre-test will be addressed through the unit activities. Errors on the post-test indicate that additional instruction or practice is needed. Every student learns at different rates! Here is where this student needs more work:</p></div>	total correct	total incorrect	* total correct divided by total possible times 100
	total possible 46	percentage *	

Error Numbers	Needs Practice on....	Suggested Activities
many errors on 1 & 2	still needs work on the current set of sight words	practice with flashcards, have the student write/trace the words each day, match pictures to words in independent work time
many errors on 3	still needs practice with letter sounds	send home flashcards and instructions for students to practice at home, practice letter sounds in fluency instruction, use high powered reinforcement when learning new skills
many errors on 4	still needs work on listening comprehension with full sentences	practice listening comprehension with full and detailed sentences in the real world, have the student practice following multi-step directions in the classroom, practice receptive id of two component phrases
many errors on 5	still needs work on following along independently in book	model correct following along, provide immediate reinforcement, fade prompts, use visuals

Spell the words:

and

of

shirt

the


Match word to picture:


shirt


ball

girl

boy



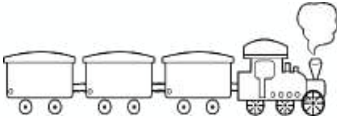






ball

train

boy







Point to or say the letter for each sound:

Say the sounds. Mix up the order.

w i p l m n o b
x d e a c f g h

book skills data:

skill: _____

prompting level: _____


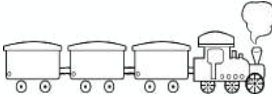



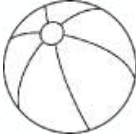




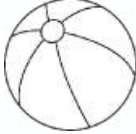

I = did the skill with no help
V = did the skill with a verbal reminder
P = did the skill with physical prompts (pointing, moving hand, etc.)

sight word data:

read or find (circle one)

correct _____ # incorrect _____

Colour the picture for each word:

girl				
shirt				
ball				

Trace and write each word:

ball	ball	
of	of	
and	and	
girl	girl	
the	the	

Point to or say the letter for each sound:

Say the sounds. Mix up the order.

f	i	p
w	e	
d	s	
a	z	
	m	

book skills data:

skill: _____

prompting level: _____

I = did the skill with no help
V = did the skill with a verbal reminder
P = did the skill with physical prompts (pointing, moving hand, etc.)

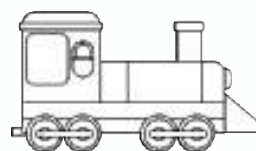



sight word data:

read or find (circle one)

correct _____ # incorrect _____

Trace each word then colour the correct picture:




shirt






girl



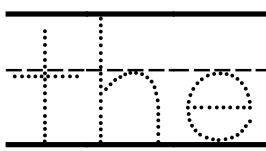


ball



train





Trace, colour, and write the words:


the		THE
	the	


Listen to the sentence and find the picture that matches:

On a beautiful autumn day, Jackie raked the leaves into a huge pile.









book skills data:

skill: _____

prompting level: _____

I = did the skill with no help
V = did the skill with a verbal reminder
P = did the skill with physical prompts (pointing, moving hand, etc.)

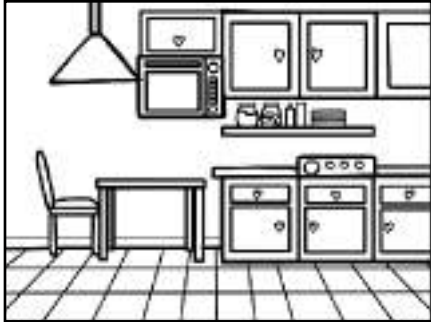
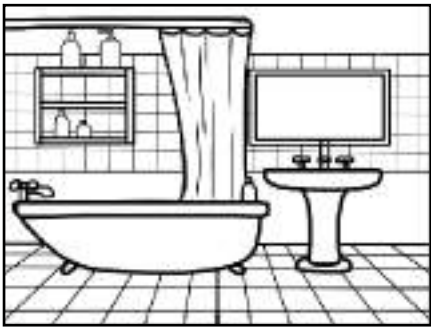
sight word data:

read or find (circle one)

correct _____ # incorrect _____

Listen to the sentence and find the picture that matches: :

Sara had a ton of dirty clothes so she loaded them into a basket and dropped them in the laundry room.




Point to or say the letter for each sound:

Say the sounds. Mix up the order.

b d u t h y w r
k e i p a s f g

Colour the picture for each word:

boy



ball



train



book skills data:
skill: _____
prompting level: _____

I = did the skill with no help
V = did the skill with a verbal reminder
P = did the skill with physical prompts
(pointing, moving hand, etc.)




sight word data: _____ read or find (circle one)
correct _____ # incorrect _____

Match word to picture:

girl

ball


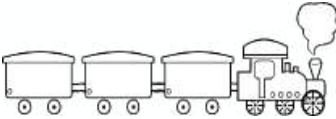

boy

girl

shirt

train

Write the word in each sentence:

and

The dog _____ cat run.


You _____ I like that.

I like pizza _____ pasta.

Come _____ help us.

Listen to the sentence and find the picture that matches:

After he woke, he brushed his teeth to make sure his teeth stay healthy.



book skills data:

skill: _____

prompting level: _____













I = did the skill with no help
V = did the skill with a verbal reminder
P = did the skill with physical prompts (pointing, moving hand, etc.)

sight word data:


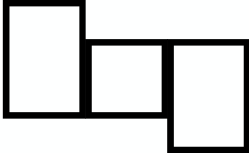


read or find (circle one)

correct _____ # incorrect _____

Colour the picture for each word:

girl				
shirt				
boy				

Spell the words:

the 	boy 
ball 	train 

Point to or say the letter for each sound:

Say the sounds. Mix up the order.

m	k	h	b	v	f	d	c	s	a
		z	r	t	u	i	o		

book skills data:

skill: _____

prompting level: _____

I = did the skill with no help
V = did the skill with a verbal reminder
P = did the skill with physical prompts (pointing, moving hand, etc.)

sight word data: _____ read or find (circle one)

correct _____ # incorrect _____


Circle the word for each picture:



girl boy shirt



boy shirt train



boy shirt train



boy ball girl

Listen to the sentence and find the picture that matches:

Alex is very helpful and whenever the rubbish is full he carries it to the alley.



Trace, colour, and write the words:

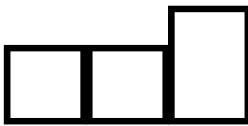
and



AND

and

and



book skills data:
skill: _____
prompting level: _____

I = did the skill with no help
V = did the skill with a verbal reminder
P = did the skill with physical prompts (pointing, moving hand, etc.)

sight word data: read or find (circle one)
correct _____ # incorrect _____

Match word to picture:

Colour the words:



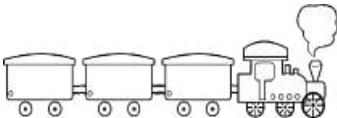


girl

ball

boy

shirt

train



ball

ball	back	bam
bump	wall	all
boy	ball	ball

and

are	as	and
end	and	awe
and	add	and

Write the word in a sentence:

ball I throw the _____ to her.

and I want apples _____ chips.

Trace the words:

and of ball the boy

book skills data:

skill: _____




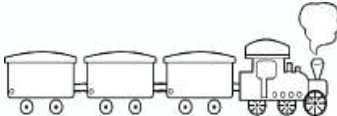
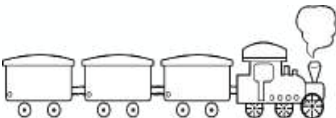

prompting level: _____

I = did the skill with no help
V = did the skill with a verbal reminder
P = did the skill with physical prompts (pointing, moving hand, etc.)

sight word data: _____ read or find (circle one)





correct _____ # incorrect _____

Match word to picture:


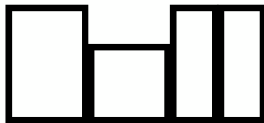
	boy		train
	train		girl
	shirt		ball

Listen to the sentence and find the picture that matches:

After Julie got home from school, she hung up her coat on the hook near the back door.

			
---	---	---	---

Trace, colour, and write the words:

ball		BALL
ball	ball	

book skills data: skill: _____ prompting level: _____	I = did the skill with no help V = did the skill with a verbal reminder P = did the skill with physical prompts (pointing, moving hand, etc.)	sight word data: _____ read or find (circle one) # correct _____ # incorrect _____
---	---	---

Trace and write each word:

Listen to the sentence and find the picture that matches:

the

the

boy

boy

shirt

shirt

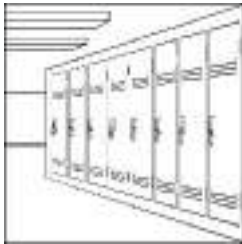
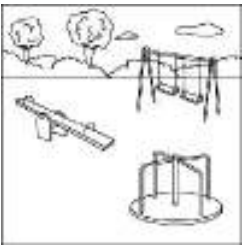

of

of

and

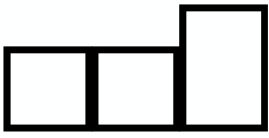
and

Hailey rides her bike to the park. Where did Hailey ride?



Trace, write, colour, find, and fill in the word:

and



and

and

and

and	are	as
am	are	and
end	and	and

and




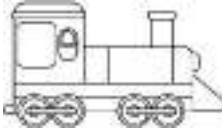






My mum _____
dad drove there.

book skills data:
skill: _____
prompting level: _____

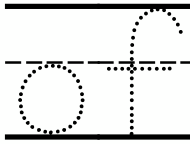


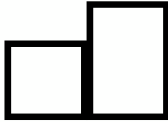
I = did the skill with no help
V = did the skill with a verbal reminder
P = did the skill with physical prompts
(pointing, moving hand, etc.)

sight word data: _____ read or find (circle one)
correct _____ # incorrect _____

Colour the picture for each word:

ball				
train				
shirt				
girl				

Trace, colour, and write the words:

of		OF
		

Match the words:

ball	train	the	and
boy	and	and	train
train	ball	train	of
and	boy	of	the

book skills data: skill: _____ prompting level: _____	I = did the skill with no help V = did the skill with a verbal reminder P = did the skill with physical prompts (pointing, moving hand, etc.)	sight word data: _____ read or find (circle one) # correct _____ # incorrect _____
---	---	---

Point to or say the letter for each sound:

Say the sounds. Mix up the order.

d u w e h j o p
q s r x a n m l

Write the word in each sentence:

the

I play _____ piano.

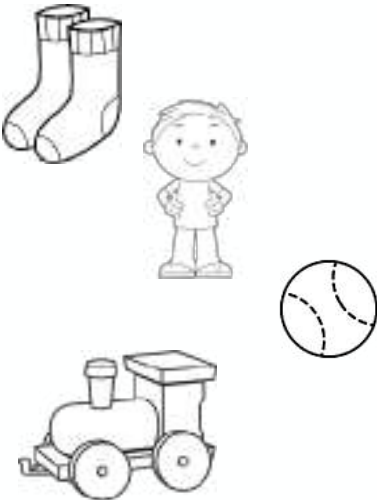
Tom drove _____ car.

He threw _____ ball.

It is on _____ desk.

Trace each word then colour the correct picture:

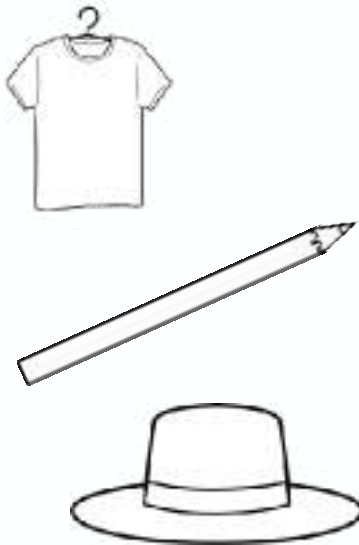
boy




ball



shirt



girl



book skills data:

skill: _____

prompting level: _____

I = did the skill with no help
V = did the skill with a verbal reminder
P = did the skill with physical prompts
(pointing, moving hand, etc.)


sight word data:

read or find (circle one)

correct _____ # incorrect _____

Trace, write, colour, find, and fill in the word:

the



the

the

there	them	the
the	those	this
the	her	the

the

The girl eats _____
apple.

Colour the words:

Match word to picture:

of

on	of	off
of	often	of
over	for	of

the

the	them	there
to	tree	the
the	the	those

shirt

boy

ball

train

girl



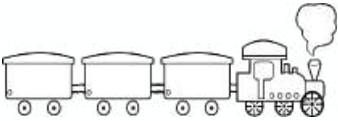










Match word to picture:







ball

train

boy








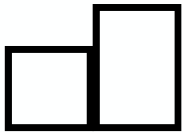
shirt


girl


boy

Trace, write, colour, find, and fill in the word:









of

of	on	of
often	over	off
off	of	of

of

Get out _____
the car.

Write the word in a sentence:

the

I have _____ book.

of

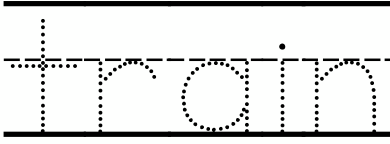

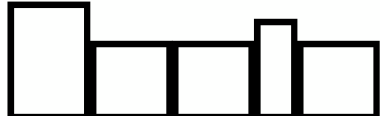
Get out _____ bed.

Point to or say the letter for each sound:

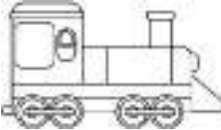



Say the sounds. Mix up the order.

w c v b n m k i
o p l a s d z e

Trace, colour, and write the words:

train		TRAIN
	train	

Circle the word for each picture:

 train girl shirt	 ball girl boy
 shirt boy ball	 ball boy shirt

book skills data:
skill: _____
prompting level: _____

I = did the skill with no help
V = did the skill with a verbal reminder
P = did the skill with physical prompts
(pointing, moving hand, etc.)

sight word data: _____ read or find (circle one)
correct _____ # incorrect _____

Spell the words:

and

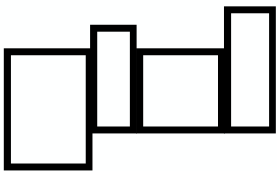
ball

of

the

Trace, write, colour, find, and fill in the word:

girl



girl

girl

girl

The _____ got the next turn.

girl

girl	gone	grill	boy
grab	girl	girl	grit
give	got	girl	girl

Point to or say the letter for each sound:

Say the sounds. Mix up the order.

y

t

i

w

e

n

c

l

a

p

book skills data:

skill: _____

prompting level: _____

I = did the skill with no help
V = did the skill with a verbal reminder
P = did the skill with physical prompts
(pointing, moving hand, etc.)


sight word data:

read or find (circle one)


correct _____ # incorrect _____

Trace each word then colour the correct picture:


shirt




train



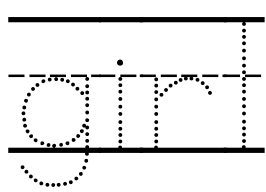
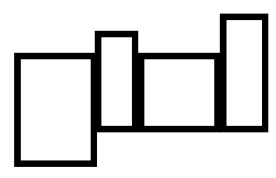
boy



ball

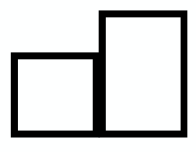


Trace, colour, and write the words:

girl		GIRL
girl	girl	

Trace, write, colour, find, and fill in the word:

of



Of

Of



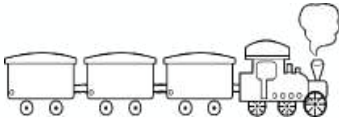

of

off	of	often
over	of	as
of	of	the

of

I want more _____ the pizza.

Match word to picture:



ball

girl

train

boy

shirt

Listen to the sentence and find the picture that matches:

When his mum got home, he helped her carry all of the boxes into the house.



Write the word in each sentence:

of

Come to think _____ it.

I am sick _____ it.

I knew _____ that.

You are out _____ time.

I am not afraid _____ that.

I have heard _____ that.

book skills data:

skill: _____

prompting level: _____


I = did the skill with no help
V = did the skill with a verbal reminder
P = did the skill with physical prompts (pointing, moving hand, etc.)


sight word data: _____ read or find (circle one)

correct _____ # incorrect _____

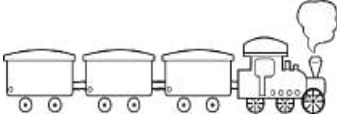
Match word to picture:

train







shirt




boy



shirt



girl



ball

Colour the words:

and

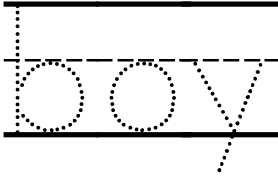
are	and	as
and	apple	end
add	an	and

shirt

she	sell	shirt
socks	shirt	ship
sheet	shirt	shirt

Trace, colour, and write the words:

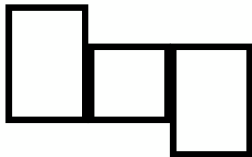
boy



BOY

boy

boy



book skills data:

skill: _____

prompting level: _____


I = did the skill with no help
V = did the skill with a verbal reminder
P = did the skill with physical prompts (pointing, moving hand, etc.)

sight word data:


read or find (circle one)

correct _____ # incorrect _____

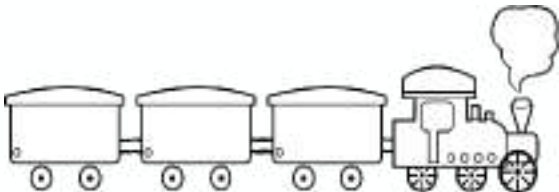
Circle the word for each picture:




shirt ball boy



shirt girl train



girl ball train



girl boy ball

Trace and write each word:

train	train	
the	the	
boy	boy	
and	and	

Listen to the sentence and find the picture that matches:

The daisies smelled like spring and fresh air.



book skills data:

skill: _____

prompting level: _____

I = did the skill with no help
V = did the skill with a verbal reminder
P = did the skill with physical prompts (pointing, moving hand, etc.)

sight word data: read or find (circle one)

correct _____ # incorrect _____

I. Sight words:

circle one:

boy shirt of the

train girl ball and


Read

Find

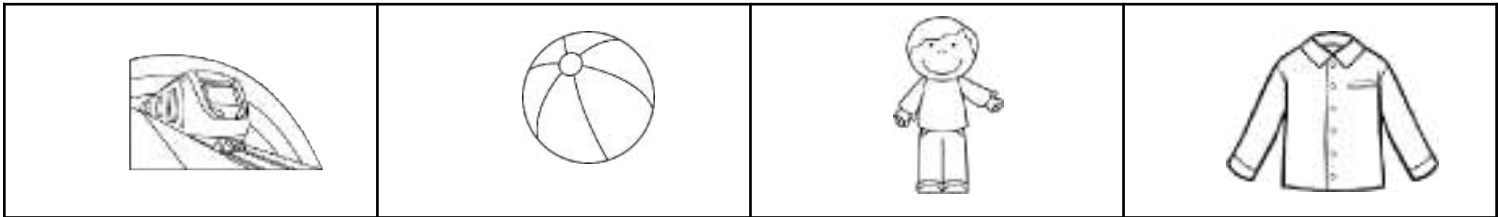
Tally correct and incorrect. Correct: _____ Incorrect: _____

2. Colour the picture for each word:

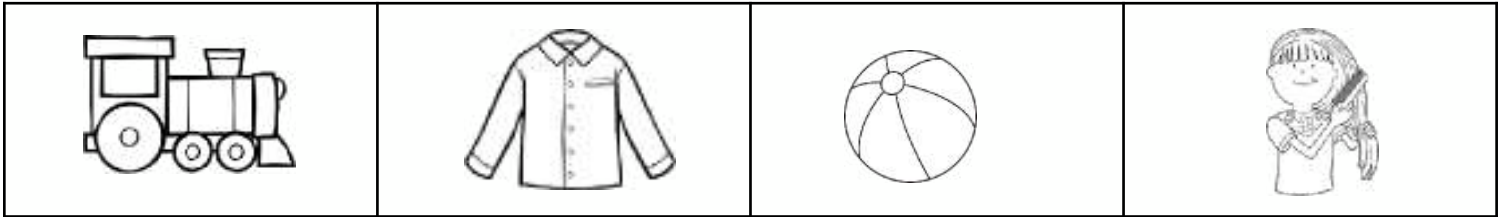
girl



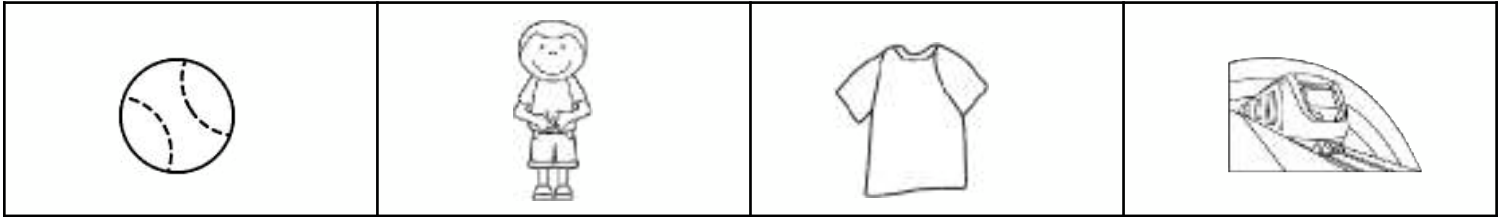
shirt




ball



boy



train



3. Letter sounds:

a s t i p

n c g e h

r m d

k o l f b q

u j z w v y

x

circle one:

Expressive Language
(teacher points to item and student says name)


Receptive Language
(teacher says name and student points to item)


Tally correct and incorrect. Correct: _____ Incorrect: _____


4. Listening comprehension:


Listen and find
the answer:

She worked as a checkout assistant at the store down
the street.









Listen and find
the answer:

We stopped and got petrol before heading on the road.









Unit I Rubric & Grading Instructions

Name: _____ Date: _____ {circle one} Pre-test Post-test

	correct	incorrect	total possible
1. Read or find the sight words. Circle "read" or "find" based on the student's abilities. Count how many words they read/found correctly and incorrectly. Do each word one time.			8
2. Colour or circle the picture that goes with the word. Count each word as correct or incorrect.			5
3. For letter sounds, say the sound of the letter and have the student say the name of the letter (expressive) or point to the letter (receptive). Track correct and incorrect on the page. Count as correct if student finds/says the correct letter within 3 seconds.			26
4. For listening comprehension, read the quote box out loud to the student. The student may indicate the answer to the question by saying the correct answer or pointing to the correct picture. Count as correct if the correct answer is said/pointed to within 3 seconds.			2
5. Book skill: follow along independently. Select a short book with a preferred topic. Let the student hold the book while the adult reads. Score 5 if student follows along (points at words, turns pages) with no prompts for 5 or more minutes. Score 3 for less than 2 prompts for 5 or more minutes. Score 1 if the student requires prompts for most of the 5 or more minutes. Score of 0 if student will not sit with book for 5 or more minutes.			5
<div>Analyzing the Errors: The pre-test is used as a baseline to see where the student is starting out before any instruction is given. Errors on the pre-test will be addressed through the unit activities. Errors on the post-test indicate that additional instruction or practice is needed. Every student learns at different rates! Here is where this student needs more work:</div>	total correct	total incorrect	* total correct divided by total possible times 100
	total possible 46	percentage *	

Error Numbers	Needs Practice on....	Suggested Activities
many errors on 1 & 2	still needs work on the current set of sight words	practice with flashcards, have the student write/trace the words each day, match pictures to words in independent work time
many errors on 3	still needs practice with letter sounds	send home flashcards and instructions for students to practice at home, practice letter sounds in fluency instruction, use high powered reinforcement when learning new skills
many errors on 4	still needs work on listening comprehension with full sentences	practice listening comprehension with full and detailed sentences in the real world, have the student practice following multi-step directions in the classroom, practice receptive id of two component phrases
many errors on 5	still needs work on following along independently in book	model correct following along, provide immediate reinforcement, fade prompts, use visuals

Anchor Chart - Unit 2

Sight Words

man game you woman
baby to is bird

Listening Comprehension



Phonics

Find the beginning sound.



→ c



→ n



→ s

Book Skill



Say or point to the answer to WHO
questions during a read aloud.



Level 1.5

word flashcards:

man

RC Level 1.5 Unit 2

baby

RC Level 1.5 Unit 2

game

RC Level 1.5 Unit 2

to

RC Level 1.5 Unit 2

you

RC Level 1.5 Unit 2

is

RC Level 1.5 Unit 2

woman

RC Level 1.5 Unit 2

bird

RC Level 1.5 Unit 2

picture flashcards:



RC Level 1.5 Unit 2



RC Level 1.5 Unit 2



RC Level 1.5 Unit 2



RC Level 1.5 Unit 2



RC Level 1.5 Unit 2



RC Level 1.5 Unit 2



RC Level 1.5 Unit 2



RC Level 1.5 Unit 2



RC Level 1.5 Unit 2



RC Level 1.5 Unit 2



RC Level 1.5 Unit 2



RC Level 1.5 Unit 2

I. Sight words:

circle one:

man game you woman




















baby to is bird

Read







Find

Tally correct and incorrect. Correct: _____ Incorrect: _____

2. Colour the picture for each word:

bird				
game				
baby				
man				
woman				

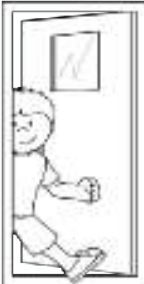
3. Colour the beginning letter for each picture:


	<div>d</div> <div>f</div> <div>b</div>		<div>e</div> <div>c</div> <div>a</div>		<div>k</div> <div>g</div> <div>m</div>
	<div>m</div> <div>o</div> <div>l</div>		<div>e</div> <div>w</div> <div>p</div>		<div>s</div> <div>c</div> <div>h</div>


4. Listening comprehension:


Listen and find the answer:


When leaving school, he accidentally broke a window. Who broke the window?















Listen and find the answer:


Luckily, the police officer found Jenny's missing wallet. Who found Jenny's missing wallet?


























Unit 2 Rubric & Grading Instructions

Name: _____ Date: _____ {circle one} Pre-test Post-test

	correct	incorrect	total possible
1. Read or find the sight words. Circle "read" or "find" based on the student's abilities. Count how many words they read/found correctly and incorrectly. Do each word one time.			8
2. Colour or circle the picture that goes with the word. Count each word as correct or incorrect.			5
3. Colour or circle the letter that the picture starts with. Count each picture as correct or incorrect. Count as correct if only the correct letter is coloured.			9
4. For listening comprehension, read the quote box out loud to the student. The student may indicate the answer to the question by saying the correct answer or pointing to the correct picture. Count as correct if the correct answer is said/pointed to within 3 seconds.			2
5. Book skill: say or point to the answer of "who" questions during a read aloud. Select a short book with a preferred topic. Let the student hold the book while the adult reads. Ask 5 'who' questions during the read aloud. The student may indicate the answer to the question by saying the correct answer or pointing to the correct picture in the book. Count as correct if the correct answer is said/pointed to within 3 seconds.			5
<div><h3>Analyzing the Errors:</h3><p>The pre-test is used as a baseline to see where the student is starting out before any instruction is given. Errors on the pre-test will be addressed through the unit activities. Errors on the post-test indicate that additional instruction or practice is needed. Every student learns at different rates! Here is where this student needs more work:</p></div>	total correct	total incorrect	* total correct divided by total possible times 100
	total possible 29	percentage *	

Error Numbers	Needs Practice on....	Suggested Activities
many errors on 1 & 2	still needs work on the current set of sight words	practice with flashcards, have the student write/trace the words each day, match pictures to words in independent work time
many errors on 3	still needs practice with beginning sounds	create a work task of pictures and letters for the student to match the letter to the picture with the same beginning sound; review letter sounds; sort pictures by letter sound in direct instruction
many errors on 4 & 5	still needs work on answering "who" questions in a read aloud or stand alone	practice 'who' questions within the classroom or community environment, provide picture options for answer, use the 'who' worksheets from the Wh- Mega Pack

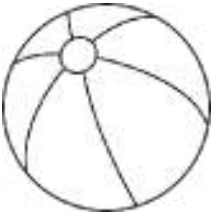


Circle the picture for each word:

woman				
man				
game				

Spell the words:


you	<div><div></div><div></div><div></div></div>	is	<div><div></div><div></div></div>
to	<div><div></div><div></div></div>	game	<div><div></div><div></div><div></div><div></div></div>

Circle the beginning letter for each picture:

 <div>b c</div>	 <div>e f</div>	 <div>s p</div>
--	--	--

book skills data: skill: _____ # correct _____ # incorrect _____	sight word data: _____ read or find (circle one) # correct _____ # incorrect _____
--	---

Circle the beginning letter for each picture:

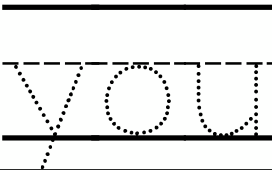




t d



r g

Trace, colour, and write the words:






you		YOU
	you	

Listen and find the picture that answers the question:

She took a picture of the baby.
Who did she take a picture of?



Match word to picture:

game	
bird	
man	
woman	
baby	

book skills data:





skill: _____

correct _____ # incorrect _____

sight word data: _____ read or find (circle one)

correct _____ # incorrect _____



Circle the word for each picture:

 man baby game	 man ball woman
 man game baby	 baby game bird

Trace and write each word:

you	you	
man	man	
bird	bird	
to	to	

Circle the beginning letter for each picture:

	w b
	w v

book skills data:

skill: _____

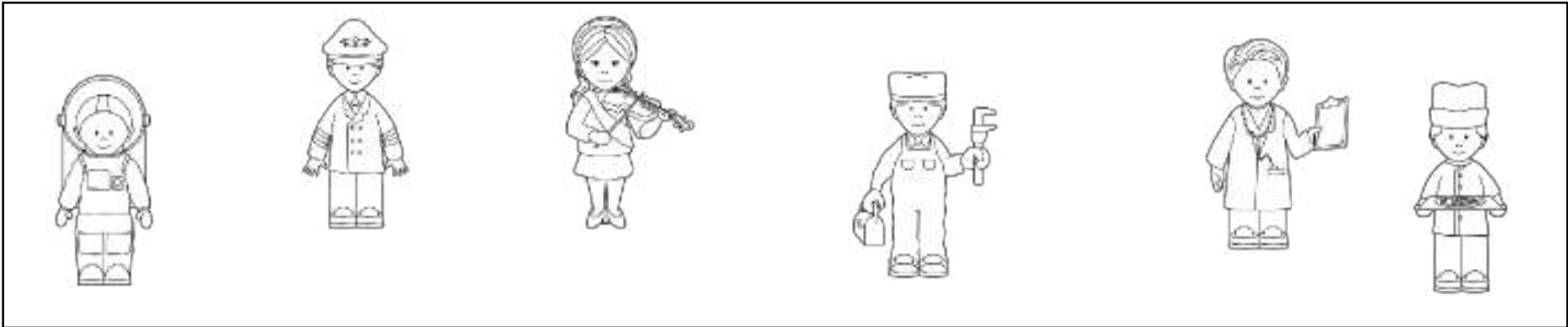
correct _____ # incorrect _____

sight word data: _____ read or find (circle one)

correct _____ # incorrect _____

Listen and find the picture that answers the question:

Fred, the neighborhood mechanic, fixed dad's car. Who fixed dad's car?



Write the word in each sentence:

you

I gave it to _____.

Sorry _____ had trouble.

I saw _____ there.


See _____ at five.

Match word to picture:

baby



bird



game



man



game



bird



book skills data:

skill: _____

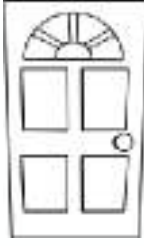
correct _____ # incorrect _____

sight word data:


read or find (circle one)

correct _____ # incorrect _____


Circle the beginning letter for each picture:




d n



f r



s l



p c

Colour the words:

to


to	top	too
ton	to	out
of	to	to

is


in	inside	is
into	is	is
is	on	so


Colour the picture for each word:

bird













game









woman









book skills data:

skill: _____


correct _____ # incorrect _____

sight word data: _____ read or find (circle one)


correct _____ # incorrect _____

Trace each word then colour the correct picture:


man




baby



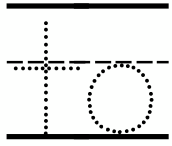



bird



woman



Trace, colour, and write the words:

to		TO
		

Write the word in a sentence:

to

Give it _____ me.


you

She misses _____.

bird

He saw the _____ fly.


Circle the word for each picture:



baby

woman


man



baby

man


bird



bird

baby

game



game

man

woman

Match the words:

you

baby

is

bird

baby

you

bird

is

man

to

woman

you


to

man

you


woman

Circle the beginning letter for each picture:




r

f



l

k



f

g



e

j

book skills data:

skill: _____







correct _____ # incorrect _____

sight word data:

read or find (circle one)

correct _____ # incorrect _____

Colour the beginning letter or sound for each picture:









 <div><div>t</div><div>j</div></div>	 <div><div>s</div><div>w</div></div>	 <div><div>b</div><div>y</div></div>
 <div><div>b</div><div>r</div></div>	 <div><div>u</div><div>i</div></div>	 <div><div>p</div><div>h</div></div>

Write the word in each sentence:

is

This _____ silly.	She _____ feeling tired.
The car _____ over there.	Mum _____ always late.


Colour the picture for each word:

man				
baby				

book skills data: skill: _____ # correct _____ # incorrect _____	sight word data: _____ read or find (circle one) # correct _____ # incorrect _____
--	---

Listen and find the picture that answers the question:

Ashley took her sick dog to Dr. Johnson, the veterinarian on South Street. Who did Ashley take her dog to?



Write the word in each sentence:

baby


The _____ is crying.

My _____ is asleep.


Give it to the _____.

I met her _____.


Circle the word for each picture:




woman man baby



ball boy baby



game bird baby



man bird game

book skills data:

skill: _____

correct _____ # incorrect _____



sight word data: _____ read or find (circle one)

correct _____ # incorrect _____





Trace and write each word:

is	is	
man	man	
you	you	
to	to	
game	game	

Colour the beginning letter or sound for each picture:

		
s	t	i
		
f	p	l

Trace each word then colour the correct picture:

<p>game</p> 	<p>bird</p> 	<p>baby</p> 	<p>man</p> 
--	---	---	--

book skills data:




skill: _____

correct _____ # incorrect _____

sight word data: _____ read or find (circle one)

correct _____ # incorrect _____




Match word to picture:



game

man

bird







baby

woman

man

Trace, write, colour, find, and fill in the word:



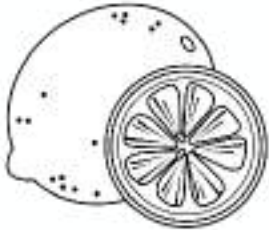
to

off	to	two
to	out	to
tip	too	to

to

Bring it _____
your mum.


Colour the beginning letter or sound for each picture:



g

l


w



t

h

n



e

g

b

book skills data:






skill: _____

correct _____ # incorrect _____

sight word data: _____ read or find (circle one)

correct _____ # incorrect _____

Match word to picture:



woman

bird

man

game

baby

Colour the words:



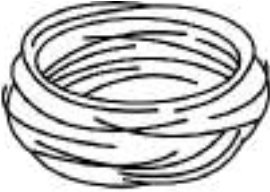



you

you	your	yes
up	our	you
you	yours	of

bird

big	red	bird
but	bit	bird
bird	bird	bid

Colour the beginning letter or sound for each picture:

 <div><p>p</p><p>w</p></div>	 <div><p>h</p><p>d</p></div>	 <div><p>r</p><p>n</p></div>
 <div><p>z</p><p>s</p></div>	 <div><p>l</p><p>t</p></div>	 <div><p>n</p><p>m</p></div>

book skills data:




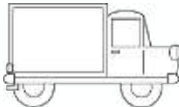








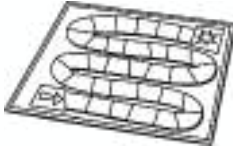



skill: _____

correct _____ # incorrect _____

sight word data: _____ read or find (circle one)

correct _____ # incorrect _____

Colour the picture for each word:

man				
bird				
baby				
woman				

Spell the words:

you	<div><div></div><div></div><div></div></div>
man	<div><div></div><div></div><div></div></div>
is	<div><div></div><div></div></div>

Listen and find the picture that answers the question:

When you are sick at school you go see the school nurse. Who do you see when you're sick?



book skills data:

skill: _____

correct _____ # incorrect _____

sight word data: _____ read or find (circle one)

correct _____ # incorrect _____

Colour the words:

is

in	I	is
into	ill	is
is	is	if

you

our	your	you
the	you	me
you	yes	ours

Trace, write, colour, find, and fill in the word:

man

man

man


man

man	mum	mop
mat	man	an
and	man	man


man

The _____ helped us push the cart.


Match word to picture:



bird




baby




game


baby



man



woman



Circle the word for each picture:



mug man woman



game girl bird



man bug bird



game baby man

Write the word in a sentence:

you

I saw _____ yesterday.

man

The _____ gave us our bags.

Listen and find the picture that answers the question:


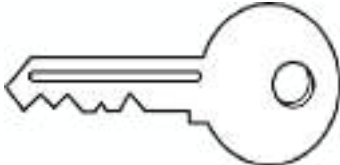


The chef cooked a delicious meal at the new restaurant. Who cooked a delicious meal?







book skills data:
skill: _____
correct _____ # incorrect _____

sight word data: _____ read or find (circle one)
correct _____ # incorrect _____

Colour the beginning letter or sound for each picture:


	<div>j</div> <div>h</div> <div>n</div>		<div>i</div> <div>a</div> <div>k</div>
	<div>b</div> <div>e</div> <div>w</div>		<div>g</div> <div>o</div> <div>v</div>

Circle the word for each picture



 <div>baby boy bird</div>	 <div>man game bird</div>
 <div>woman bird game</div>	 <div>man baby woman</div>

Match word to picture:


baby




man




woman



woman



game



bird

Write the word in each sentence:

to

It is up _____ you.

I walk _____ school.

He likes _____ run.

They have _____ go.

Listen and find the picture that answers the question:

The basketball coach came on our field trip. Who came on our field trip?



book skills data:


skill: _____

correct _____ # incorrect _____

sight word data: _____ read or find (circle one)

correct _____ # incorrect _____


Colour the beginning letter or sound for each picture:



k

b

f



c

e

r

Trace, write, colour, find, and fill in the word:

you

you

you

you





you	our	yes
loud	of	you
you	in	me

you




I want _____ to help us.

Trace each word then colour the correct picture:





bird







game



baby



woman



book skills data:

skill: _____

correct _____ # incorrect _____

sight word data:

read or find (circle one)

correct _____ # incorrect _____

Trace and write each word:

you	you	
man	man	
baby	baby	
is	is	

Listen and find the picture that answers the question:

Mum told me that grandpa will babysit tomorrow. Who will babysit tomorrow?



Trace, write, colour, find, and fill in the word:

is

is

is

is	in	is
is	so	inside
an	as	is

is

There _____ not enough time.

Write the word in a sentence:

you I will have _____ sit there.

book skills data:

skill: _____

correct _____ # incorrect _____

sight word data: _____ read or find (circle one)

correct _____ # incorrect _____

Match the words:







to	baby	you	is
baby	is	man	woman
game	game	woman	you
is	to	is	man

Write the word in each sentence:

to

Nice _____ meet you.	I had _____ walk home.
I have _____ find it.	He sat next _____ me.
She began _____ sing.	Tell me what _____ do.

Match word to picture:

<div>game</div> <div></div> <div></div>	<div>bird</div> <div></div> <div>woman</div>	<div></div> <div>baby</div> <div></div> <div>woman</div>	<div>man</div> <div></div>
---	---	--	---

book skills data:

skill: _____






correct _____ # incorrect _____

sight word data: _____ read or find (circle one)

correct _____ # incorrect _____

Match word to picture:

Colour the words:



man

game

woman

baby

bird

you

you	our	you
use	out	yep
you	you	on

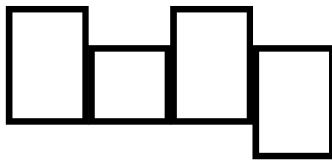
is

in	if	it
so	is	is
is	so	out


Trace, colour, and write the words:

baby

b a b y




Colour the beginning letter or sound for each picture:



s

w

d



a

f

h

book skills data:

skill: _____

correct _____ # incorrect _____

sight word data: _____ read or find (circle one)

correct _____ # incorrect _____

I. Sight words:

circle one:

man game you woman

baby to is bird

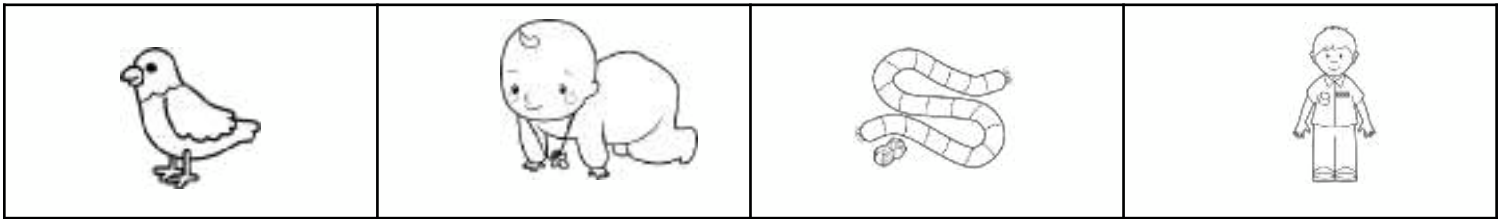
Read

Find


Tally correct and incorrect. Correct: _____ Incorrect: _____

2. Colour the picture for each word:

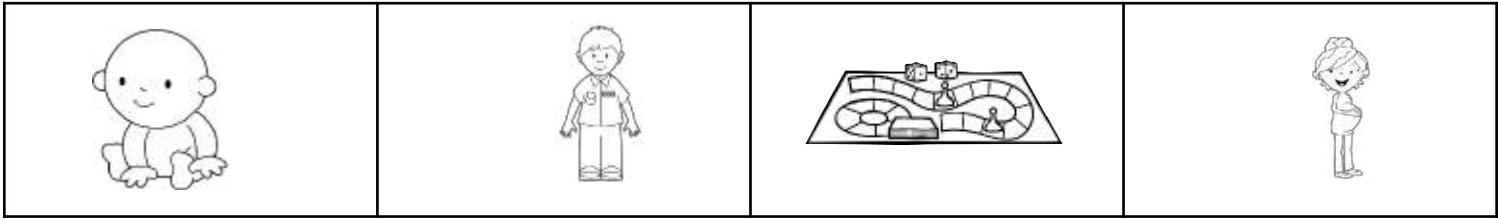
bird



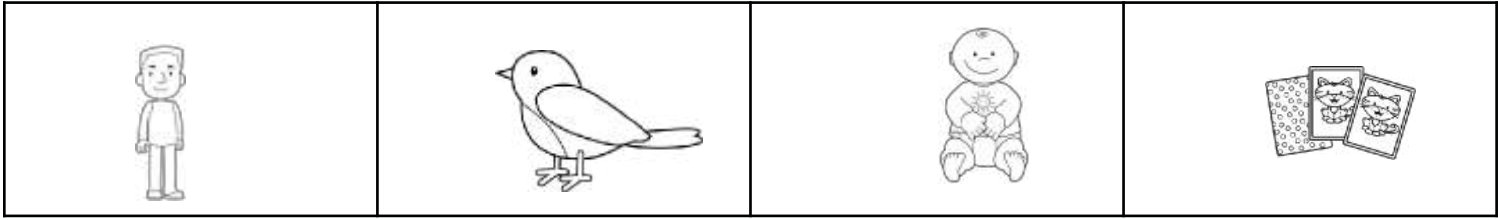
game




baby









man



woman



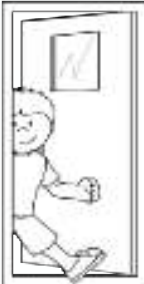
3. Colour the beginning letter for each picture:


	<div>d</div> <div>f</div> <div>b</div>		<div>e</div> <div>c</div> <div>a</div>		<div>k</div> <div>g</div> <div>m</div>
	<div>m</div> <div>o</div> <div>l</div>		<div>e</div> <div>w</div> <div>p</div>		<div>s</div> <div>c</div> <div>h</div>


4. Listening comprehension:


Listen and find the answer:


When leaving school, he accidentally broke a window. Who broke the window?















Listen and find the answer:


Luckily, the police officer found Jenny's missing wallet. Who found Jenny's missing wallet?














Unit 2 Rubric & Grading Instructions

Name: _____ Date: _____ {circle one} Pre-test Post-test

	correct	incorrect	total possible
1. Read or find the sight words. Circle "read" or "find" based on the student's abilities. Count how many words they read/found correctly and incorrectly. Do each word one time.			8
2. Colour or circle the picture that goes with the word. Count each word as correct or incorrect.			5
3. Colour or circle the letter that the picture starts with. Count each picture as correct or incorrect. Count as correct if only the correct letter is coloured.			9
4. For listening comprehension, read the quote box out loud to the student. The student may indicate the answer to the question by saying the correct answer or pointing to the correct picture. Count as correct if the correct answer is said/pointed to within 3 seconds.			2
5. Book skill: say or point to the answer of "who" questions during a read aloud. Select a short book with a preferred topic. Let the student hold the book while the adult reads. Ask 5 'who' questions during the read aloud. The student may indicate the answer to the question by saying the correct answer or pointing to the correct picture in the book. Count as correct if the correct answer is said/pointed to within 3 seconds.			5
<div><h3>Analyzing the Errors:</h3><p>The pre-test is used as a baseline to see where the student is starting out before any instruction is given. Errors on the pre-test will be addressed through the unit activities. Errors on the post-test indicate that additional instruction or practice is needed. Every student learns at different rates! Here is where this student needs more work:</p></div>	total correct	total incorrect	* total correct divided by total possible times 100
	total possible 29	percentage *	

Error Numbers	Needs Practice on....	Suggested Activities
many errors on 1 & 2	still needs work on the current set of sight words	practice with flashcards, have the student write/trace the words each day, match pictures to words in independent work time
many errors on 3	still needs practice with beginning sounds	create a work task of pictures and letters for the student to match the letter to the picture with the same beginning sound; review letter sounds; sort pictures by letter sound in direct instruction
many errors on 4 & 5	still needs work on answering who questions in a read aloud or stand alone	practice 'who' questions within the classroom or community environment, provide picture options for answer, use the 'who' worksheets from the Wh- Mega Pack

Anchor Chart - Unit 3

Sight Words

car trousers it cat
that shoes he dog

Listening Comprehension



hear what
question
& find answer



Phonics

Find the ending sound.



→ s



→ l



→ d

Book Skill



Say or point to the answer to
WHAT questions during a read aloud.



Level 1.5

word flashcards:

car

RC Level 1.5 Unit 3

that

RC Level 1.5 Unit 3

trousers

RC Level 1.5 Unit 3

shoes

RC Level 1.5 Unit 3

it

RC Level 1.5 Unit 3

he

RC Level 1.5 Unit 3




cat

RC Level 1.5 Unit 3

dog

RC Level 1.5 Unit 3

picture flashcards:



I. Sight words:

circle one:

car

trousers

it

cat

that

shoes

he

dog





Read

Find





Tally correct and incorrect. Correct: _____ Incorrect: _____

2. Colour the picture for each word:





shoes





cat





trousers

dog

car


Unit 3

Pre-test - Page 2


Name: _____

Date: _____


3. Colour the ending letter for each picture:




t
p
n



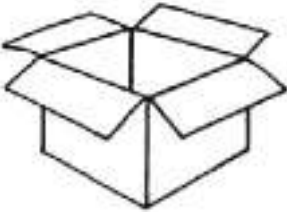
c
r
h




j
g
l



r
n
j



w
x
c




m
n
s

4. Listening comprehension:


Listen and find the answer:

When he felt tired, Jack laid down for a nap. What was Jack doing?



Listen and find the answer:

Tina cleaned up the classroom when the teacher asked. What did Tina do?




Unit 3 Rubric & Grading Instructions

Name: _____ Date: _____ {circle one} Pre-test Post-test


	correct	incorrect	total possible
1. Read or find the sight words. Circle "read" or "find" based on the student's abilities. Count how many words they read/found correctly and incorrectly. Do each word one time.			8
2. Colour or circle the letter that goes with the word. Count each word as correct or incorrect.			5
3. Colour or circle the letter that the picture ends with. Count each picture as correct or incorrect. Count as correct if only the correct letter is coloured.			9
4. For listening comprehension, read the quote box out loud to the student. The student may indicate the answer to the question by saying the correct answer or pointing to the correct picture. Count as correct if the correct answer is said/pointed to within 3 seconds.			2
5. Book skill: say or point to the answer of "what" questions during a read aloud. Select a short book with a preferred topic. Let the student hold the book while the adult reads. Ask 5 'what' questions during the read aloud. The student may indicate the answer to the question by saying the correct answer or pointing to the correct picture in the book. Count as correct if the correct answer is said/pointed to within 3 seconds.			5
<div><h3>Analyzing the Errors:</h3><p>The pre-test is used as a baseline to see where the student is starting out before any instruction is given. Errors on the pre-test will be addressed through the unit activities. Errors on the post-test indicate that additional instruction or practice is needed. Every student learns at different rates! Here is where this student needs more work:</p></div>	total correct	total incorrect	* total correct divided by total possible times 100
	total possible 29	percentage *	

Error Numbers	Needs Practice on....	Suggested Activities
many errors on 1 & 2	still needs work on the current set of sight words	practice with flashcards, have the student write/trace the words each day, match pictures to words in independent work time
many errors on 3	still needs practice with ending sounds	create a work task of pictures and letters for the student to match the letter to the picture with the matching ending sound; review letter sounds; sort pictures by letter sound in direct instruction
many errors on 4 & 5	still needs work on answering "what" questions in a read aloud or stand alone	practice 'what' questions within the classroom or community environment, provide picture options for answer, use the 'what' worksheets from the Wh- Mega Pack

Circle the ending letter for each picture:

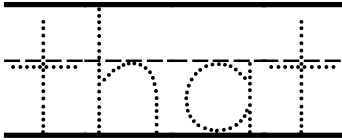
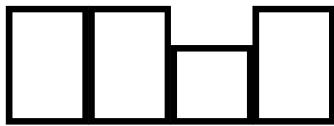
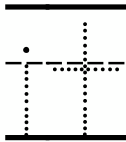

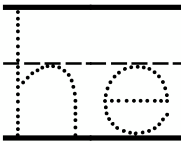



t h




g j


Trace, colour, and write the words:

that		
it		
he		


Circle the word for each picture:



shoes trousers cat



cat dog bird



cat dog shoes



hat dress trousers

book skills data:

skill: _____


correct _____ # incorrect _____

sight word data: _____ read or find (circle one)

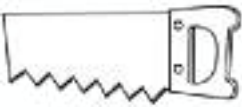


correct _____ # incorrect _____

Listen and find the picture that answers the question:

















































Jessica was spinning and spinning before finishing her dance. What was Jessica doing?



Circle the ending letter for each picture:

 <div>w r</div>	 <div>m n</div>	 <div>l k</div>
--	--	--

Trace each word then colour the correct picture:

<div>shoes</div> <table><tr><td></td><td></td></tr><tr><td></td><td></td></tr></table>					<div>car</div> <table><tr><td></td><td></td></tr><tr><td></td><td></td></tr></table>					<div>dog</div> <table><tr><td></td><td></td></tr><tr><td></td><td></td></tr></table>					<div>trousers</div> <table><tr><td></td><td></td></tr><tr><td></td><td></td></tr></table>				
																			
																			
																			
																			
																			
																			
																			
																			

book skills data:

skill: _____






correct _____ # incorrect _____

sight word data: _____ read or find (circle one)

correct _____ # incorrect _____

Match word to picture:

Circle the ending letter for each picture:




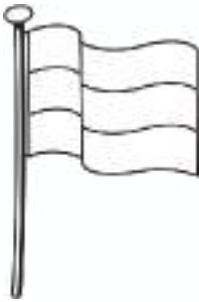

trousers

dog

cat

car

shoes



g

k

g

m

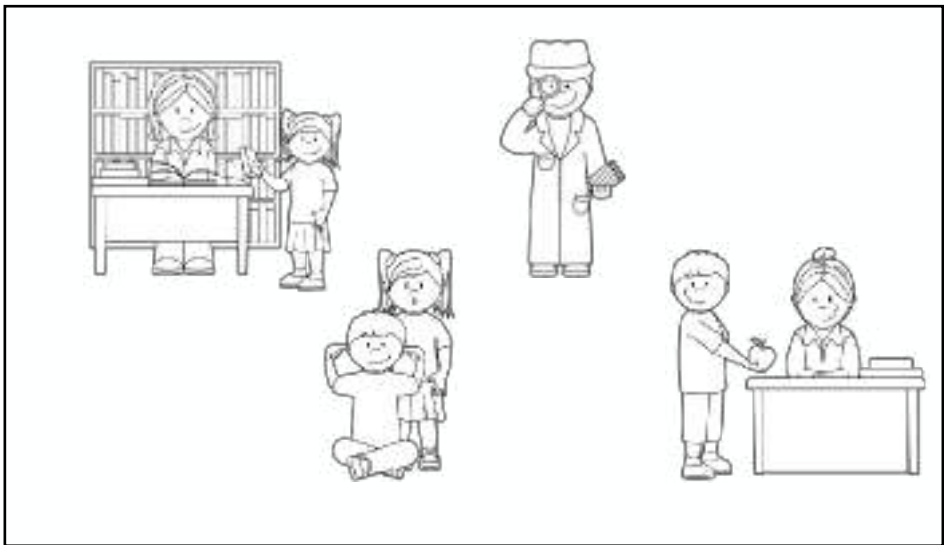

t

j

Listen and find the picture that answers the question:

When his friends came over, he got drinks for everyone. What did he do?

Michelle got a new book from the library. What did Michelle do?



book skills data:
















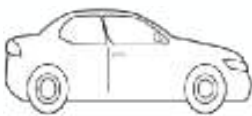
skill: _____

correct _____ # incorrect _____



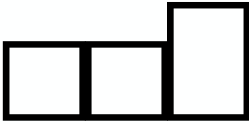

sight word data: _____ read or find (circle one)

correct _____ # incorrect _____

Colour the picture for each word:

car				
trousers				
cat				
dog				

Spell the words:

that		it	
cat		he	

Match the words:

that	dog	he	it
cat	it	it	shoes
dog	that	shoes	that
it	cat	that	he

book skills data: skill: _____ # correct _____ # incorrect _____	sight word data: _____ read or find (circle one) # correct _____ # incorrect _____
--	---

Colour the words:

that

that	those	the
than	then	that
the	that	the

it

in	is	it
into	it	it
so	it	soon

Write the word in each sentence:

that

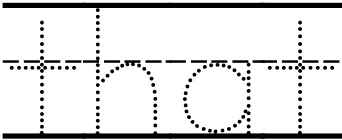

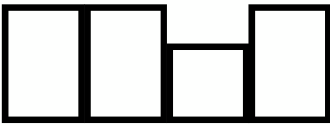
Please give me _____.

Follow _____ car.


I want _____ bag.

Look at _____ cake!


Trace, colour, and write the words:

that		THAT
	that	

Circle the ending letter for each picture:



t d



d p

book skills data:

skill: _____

correct _____ # incorrect _____


sight word data:

read or find (circle one)


correct _____ # incorrect _____

Circle the picture for each word:

car



cat



dog



shoes



Write the word in a sentence:

it


I want _____ in my bag.

he

_____ is running quickly.

Listen and find the picture that answers the question:

The boy is riding his bike to school today. What is he doing?



book skills data:
skill: _____
correct _____ # incorrect _____

sight word data: _____ read or find (circle one)
correct _____ # incorrect _____

Trace, write, colour, find, and fill in the word:

that



that

that

that


that	the	two
these	that	those
that	that	to

that

I don't know


_____.

Circle the word for each picture:



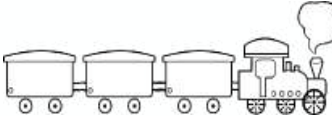
boy baby

toy



bird dog

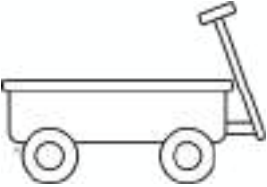
cat



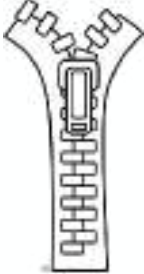
train toy

airplane


Circle the ending letter for each picture:




n g



r m



a o



t a

book skills data:

skill: _____

correct _____ # incorrect _____

sight word data: _____ read or find (circle one)

correct _____ # incorrect _____

Write the word in each sentence:

it

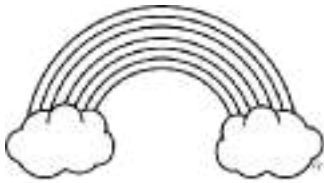

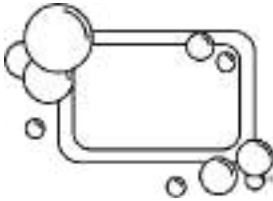



I will see to _____.

She gave _____ to me.







What time is _____?

I lost _____.

Colour the ending letter for each picture:

 <div>w</div> <div>s</div>	 <div>n</div> <div>p</div>	 <div>k</div> <div>p</div>
 <div>p</div> <div>e</div>	 <div>m</div> <div>t</div>	 <div>o</div> <div>e</div>

Circle the picture for each word:

<div>dog</div> <div></div>	<div>trousers</div> <div></div>
---	--

book skills data:

skill: _____


correct _____ # incorrect _____

sight word data: _____ read or find (circle one)


correct _____ # incorrect _____

Trace each word then colour the correct picture:


shoes




car



cat



dog




Listen and find the picture that answers the question:

After dinner, Thomas cleaned up the kitchen. What did Thomas do?




Colour the ending letter for each picture:



p

l


r



r

h

t



o


a


m


book skills data:
skill: _____
correct _____ # incorrect _____

sight word data: _____ read or find (circle one)
correct _____ # incorrect _____

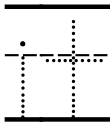


Circle the ending letter for each picture:

t y

g f

m n

Trace, colour, and write the words:

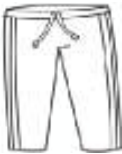


it		IT
	it	

She is mixing batter for a cake. What is she doing?

Listen and find the picture that answers the question:



Match word to picture:



cat




trousers

shoes

cat

shoes

dog



book skills data:

skill: _____


correct _____ # incorrect _____


sight word data: _____ read or find (circle one)


correct _____ # incorrect _____


Colour the picture for each word:

car













trousers













dog









Spell the words:

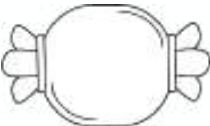
that

he

it


car

Circle the ending letter for each picture:



y

n



t

r

Trace and write each word:

it

it

that

that

book skills data:

skill: _____

correct _____ # incorrect _____

sight word data:

read or find (circle one)

correct _____ # incorrect _____

Match word to picture:






trousers

shoes

cat

car

dog



Colour the words:

that

that	these	too
that	than	the
of	that	to

it

it	inside	to
into	is	it
it	on	it

Trace, write, colour, find, and fill in the word:

it

it

in	it	to
top	is	it
tip	in	it

it

I will try _____ again.

it

Go and see who _____ is.

book skills data:

skill: _____



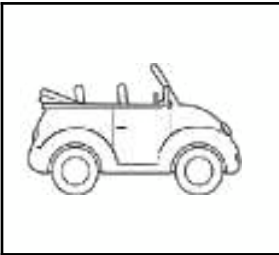
correct _____ # incorrect _____

sight word data: _____ read or find (circle one)

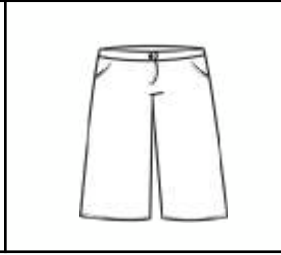
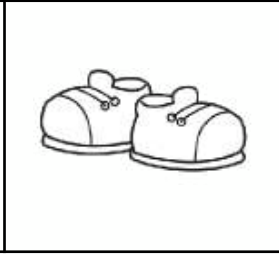

correct _____ # incorrect _____

Circle the picture for each word:


car



trousers




Colour the ending letter for each picture:



w

s


g



o

m

t



g

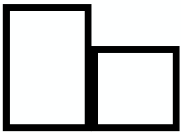
m

k

Trace, write, colour, find, and fill in the word:

Circle the word for each picture:

he




he

he

he	she	her
he	the	him
hers	he	he

he


First, _____ is going to school.



girl

baby

man




train


game

ball


Match word to picture:



cat




dog




car


trousers



dog



shoes



Write the word in each sentence:

he


Next, _____ jumped in.


_____ is happy.


Will _____ want more?

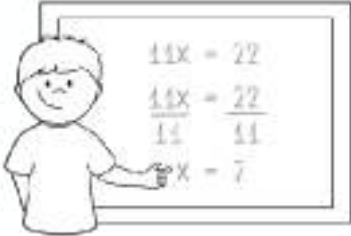
Listen and find the picture that answers the question:

Joe met some new friends at the park.
What did Joe do?











Circle the ending letter for each picture:



k

t



r

k

book skills data:

skill: _____






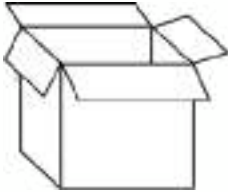
correct _____ # incorrect _____

sight word data:

read or find (circle one)

correct _____ # incorrect _____

Colour the ending letter for each picture:

 <div>k l</div>	 <div>d n</div>	 <div>f t</div>
 <div>m n</div>	 <div>a o</div>	 <div>f x</div>

Write the word in each sentence:


shoes

I bought new _____.

Put on your _____.


My _____ are dirty.


Match word to picture:




shoes

dog






cat




dog

cat




car




book skills data:
skill: _____
correct _____ # incorrect _____

sight word data: _____ read or find (circle one)
correct _____ # incorrect _____


Circle the word for each picture:



shoes car trousers



car cat dog

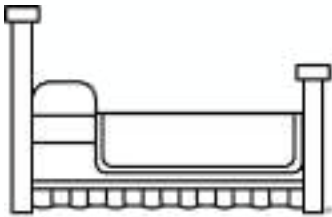


trousers shoes car




car shoes socks


Circle the ending letter for each picture:



d p

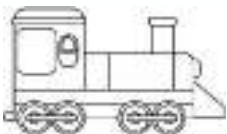


n t




t g

Circle the word for each picture:




train
game
car



man
baby
woman



game
play
ball



train
game
bird

book skills data:







skill: _____

correct _____ # incorrect _____

sight word data: _____ read or find (circle one)

correct _____ # incorrect _____

Colour the ending letter for each picture:

	<div>g</div> <div>t</div> <div>r</div>		<div>w</div> <div>r</div> <div>m</div>		<div>o</div> <div>e</div> <div>a</div>
	<div>n</div> <div>r</div> <div>g</div>		<div>p</div> <div>s</div> <div>g</div>		<div>z</div> <div>g</div> <div>k</div>

Trace and write each word:

that	that	
it	it	
he	he	
dog	dog	

Colour the words:

dog		
do	done	dog
on	gone	dog
dog	of	one

it		
to	it	to
it	if	is
it	two	the

book skills data:

skill: _____

correct _____ # incorrect _____

sight word data: _____ read or find (circle one)

correct _____ # incorrect _____

Write the word in a sentence:

car


My _____ is in the parking lot.

cat

Your _____ is lost.

Listen and find the picture that answers the question:

Jack slipped and had to go to the doctor. What happened to Jack?



Trace, colour, and write the words:

it		IT
	it	


Colour the picture for each word:

cat				
shoes				
dog				

book skills data:
skill: _____
correct _____ # incorrect _____


sight word data: _____ read or find (circle one)
correct _____ # incorrect _____


Match word to picture:



shoes

trousers







car


cat

car




dog





Trace, write, colour, find, and fill in the word:

he



he


he

she	he	hers
he	he	the
him	hope	to

he

Does _____ want to come with?

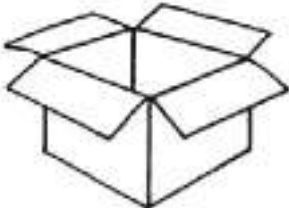
Colour the ending letter for each picture:



n

b


g



d

x

c



l

r

n

book skills data:

skill: _____


correct _____ # incorrect _____

sight word data:

read or find (circle one)

correct _____ # incorrect _____


Colour the ending letter for each picture:



d

l


p



m

h

g



t

g

b

Write the word in each sentence:

dog


Your _____ is barking.

I just saw your _____.

The _____ is black.

Listen and find the picture that answers the question:

The boys got in trouble for fighting during recess. What did they get in trouble for?



Match the words:

that

it

it

that

he

shoes

shoes

he

car

trousers

shoes

cat

trousers

cat

car

shoes

book skills data:

skill: _____

correct _____ # incorrect _____

sight word data:

read or find (circle one)

correct _____ # incorrect _____

I. Sight words:

circle one:

car

trousers

it

cat

that

shoes

he

dog





Read

Find





Tally correct and incorrect. Correct: _____ Incorrect: _____

2. Colour the picture for each word:





shoes





cat





trousers





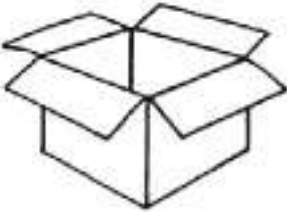

dog

car


3. Colour the ending letter for each picture:

	<div>t</div> <div>p</div> <div>n</div>		<div>c</div> <div>r</div> <div>h</div>		<div>j</div> <div>g</div> <div>l</div>
	<div>r</div> <div>n</div> <div>j</div>		<div>w</div> <div>x</div> <div>c</div>		<div>m</div> <div>n</div> <div>s</div>

4. Listening comprehension:


Listen and find the answer:

When he felt tired, Jack laid down for a nap. What was Jack doing?



Listen and find the answer:

Tina cleaned up the classroom when the teacher asked. What did Tina do?



Unit 3 Rubric & Grading Instructions

Name: _____ Date: _____ {circle one} Pre-test Post-test

	correct	incorrect	total possible
1. Read or find the sight words. Circle "read" or "find" based on the student's abilities. Count how many words they read/found correctly and incorrectly. Do each word one time.			8
2. Colour or circle the letter that goes with the word. Count each word as correct or incorrect.			5
3. Colour or circle the letter that the picture ends with. Count each picture as correct or incorrect. Count as correct if only the correct letter is coloured.			9
4. For listening comprehension, read the quote box out loud to the student. The student may indicate the answer to the question by saying the correct answer or pointing to the correct picture. Count as correct if the correct answer is said/pointed to within 3 seconds.			2
5. Book skill: say or point to the answer of "what" questions during a read aloud. Select a short book with a preferred topic. Let the student hold the book while the adult reads. Ask 5 'what' questions during the read aloud. The student may indicate the answer to the question by saying the correct answer or pointing to the correct picture in the book. Count as correct if the correct answer is said/pointed to within 3 seconds.			5
<div><h3>Analyzing the Errors:</h3><p>The pre-test is used as a baseline to see where the student is starting out before any instruction is given. Errors on the pre-test will be addressed through the unit activities. Errors on the post-test indicate that additional instruction or practice is needed. Every student learns at different rates! Here is where this student needs more work:</p></div>	total correct	total incorrect	* total correct divided by total possible times 100
	total possible 29	percentage *	

Error Numbers	Needs Practice on....	Suggested Activities
many errors on 1 & 2	still needs work on the current set of sight words	practice with flashcards, have the student write/trace the words each day, match pictures to words in independent work time
many errors on 3	still needs practice with ending sounds	create a work task of pictures and letters for the student to match the letter to the picture with the matching ending sound; review letter sounds; sort pictures by letter sound in direct instruction
many errors on 4 & 5	still needs work on answering "what" questions in a read aloud or stand alone	practice 'what' questions within the classroom or community environment, provide picture options for answer, use the 'what' worksheets from the Wh- Mega Pack

Anchor Chart - Unit 4

Sight Words


toy hat for fish
dress was are rabbit

Listening Comprehension



Phonics

Match beginning sounds.



Book Skill



Say or point to the answer to WHERE
questions during a read aloud.



Level 1.5

word flashcards:

toy

RC Level 1.5 Unit 4

hat

RC Level 1.5 Unit 4

dress

RC Level 1.5 Unit 4

was

RC Level 1.5 Unit 4

for

RC Level 1.5 Unit 4

are

RC Level 1.5 Unit 4






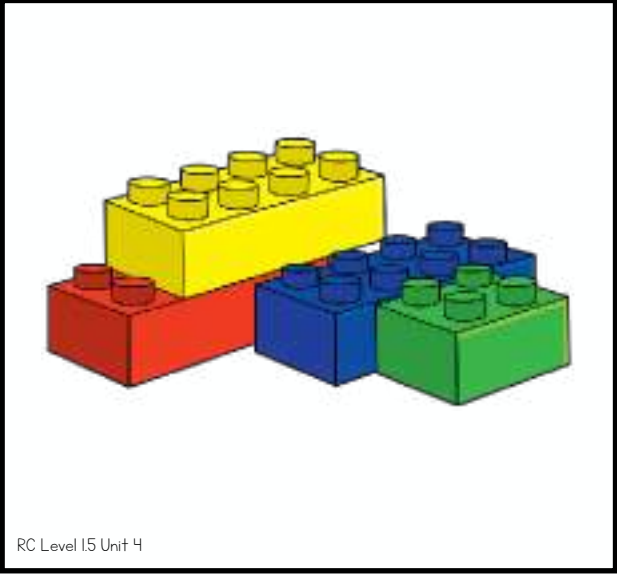



fish

RC Level 1.5 Unit 4

rabbit

RC Level 1.5 Unit 4

picture flashcards:



I. Sight words:

circle one:

toy	hat	for	fish
dress	was	are	rabbit

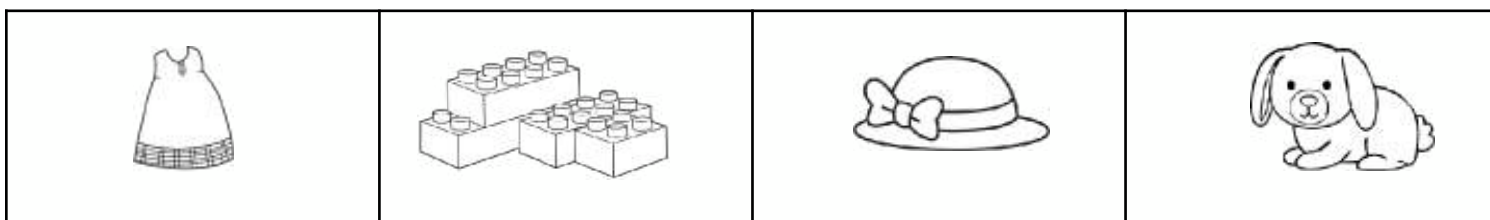
Read

Find

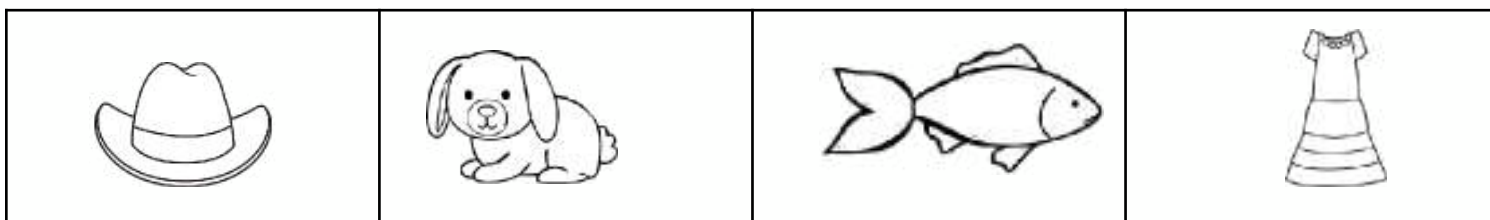
Tally correct and incorrect. Correct: _____ Incorrect: _____

2. Colour the picture for each word:

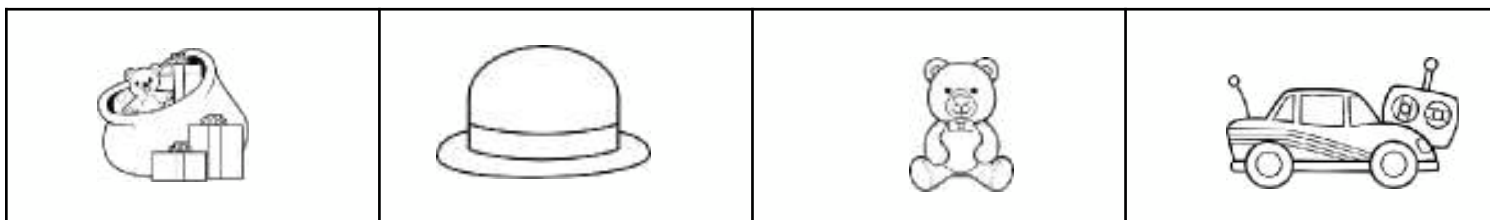
toy



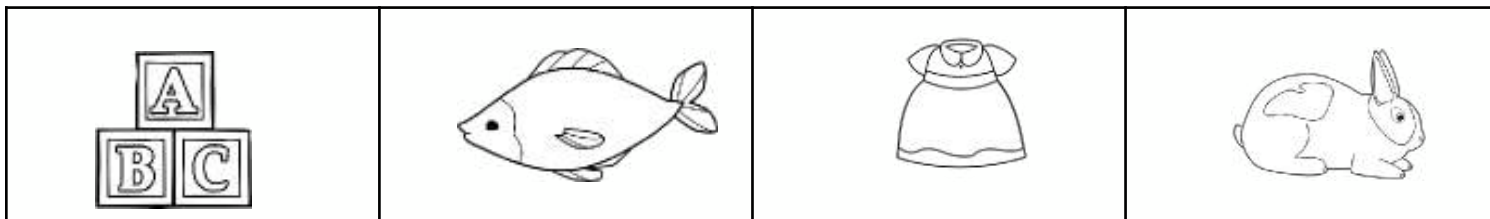
dress



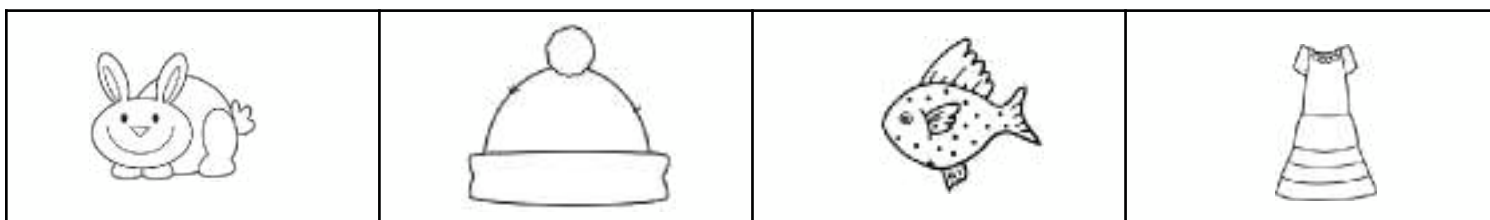
hat



fish



rabbit




Unit 4

Pre-test - Page 2

Name: _____

Date: _____

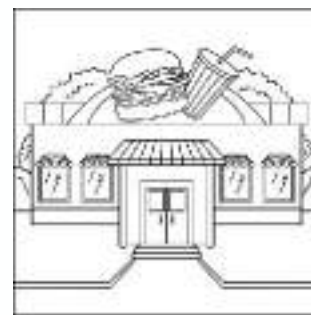
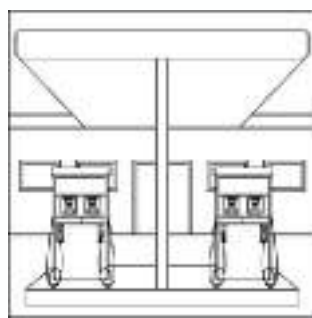
3. Colour the picture that starts in the same letter as the first picture:



4. Listening comprehension:

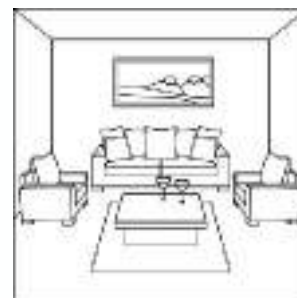
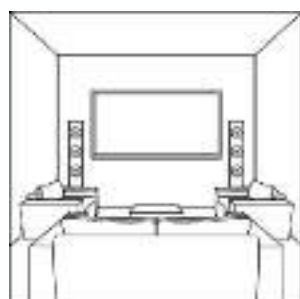
Listen and find the answer:

My mum wanted to stop at the petrol station for a snack. Where did mum want to stop?



Listen and find the answer:

The kids all sat in the kitchen to do their homework. Where did they sit?



Unit 4 Rubric & Grading Instructions


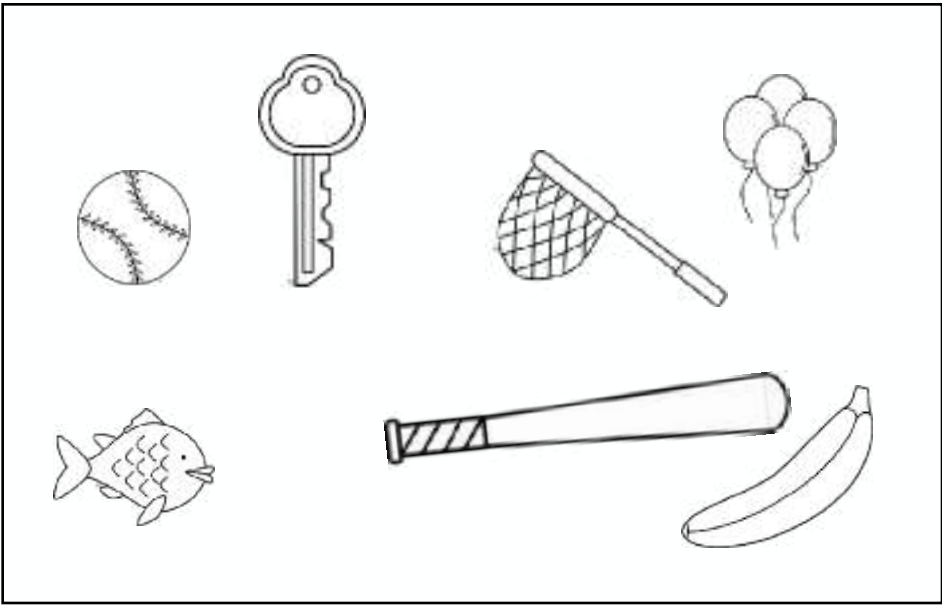
Name: _____ Date: _____ {circle one} Pre-test Post-test

	correct	incorrect	total possible
1. Read or find the sight words. Circle "read" or "find" based on the student's abilities. Count how many words they read/found correctly and incorrectly. Do each word one time.			8
2. Colour or circle the letter that goes with the word. Count each word as correct or incorrect.			5
3. Colour or circle the picture that has the same beginning sound as the first picture. Count each picture as correct or incorrect. Count as correct if only the correct letter is coloured.			9
4. For listening comprehension, read the quote box out loud to the student. The student may indicate the answer to the question by saying the correct answer or pointing to the correct picture. Count as correct if the correct answer is said/pointed to within 3 seconds.			2
5. Book skill: say or point to the answer of "where" questions during a read aloud. Select a short book with a preferred topic. Let the student hold the book while the adult reads. Ask 5 'where' questions during the read aloud. The student may indicate the answer to the question by saying the correct answer or pointing to the correct picture in the book. Count as correct if the correct answer is said/pointed to within 3 seconds.			5
<div>Analyzing the Errors: The pre-test is used as a baseline to see where the student is starting out before any instruction is given. Errors on the pre-test will be addressed through the unit activities. Errors on the post-test indicate that additional instruction or practice is needed. Every student learns at different rates! Here is where this student needs more work:</div>	total correct	total incorrect	* total correct divided by total possible times 100
	total possible 29	percentage *	

Error Numbers	Needs Practice on....	Suggested Activities
many errors on 1 & 2	still needs work on the current set of sight words	practice with flashcards, have the student write/trace the words each day, match pictures to words in independent work time
many errors on 3	still needs practice with matching beginning sounds	create a work task of pictures with the same beginning sound, review letter sounds, sort pictures by letter sound in direct instruction, work on multiple step direction following, create a task analysis and prompt student to use while doing these tasks
many errors on 4 & 5	still needs work on answering "where" questions in a read aloud or stand alone	practice 'where' questions within the classroom or community environment, provide picture options for answer, use the 'where' worksheets from the Wh- Mega Pack

Colour all of the pictures that start with: **B**

Colour all of the pictures that start with: **P**




Circle the word for each picture:



dress

fish


toy



hat

toy


fish



rabbit

hat

dress



hat

fish

dress

Write the word in each sentence:

was

I _____ going to come.

She _____ running slowly.

The dog _____ barking.

book skills data:

skill: _____

correct _____ # incorrect _____

sight word data: _____ read or find (circle one)

correct _____ # incorrect _____

Circle the letter the picture starts with:

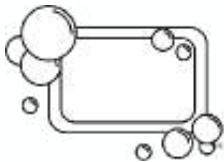


U B

Circle another picture that starts with that letter:



Circle the letter the picture starts with:



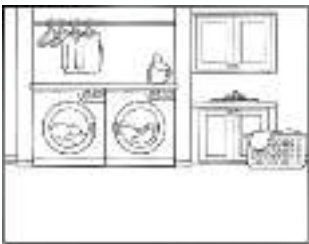
T S

Circle another picture that starts with that letter:



Listen and find the picture that answers the question:

Before she went downstairs, she stopped in the bathroom to grab her brush. Where did she stop?



Match word to picture:



hat



dress



fish

toy



rabbit



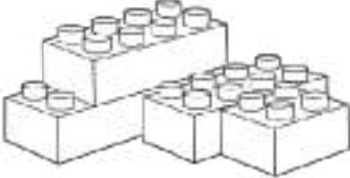
fish



book skills data:
skill: _____
correct _____ # incorrect _____

sight word data: _____ read or find (circle one)
correct _____ # incorrect _____

Circle the word for each picture:




toy dress

rabbit



dress hat

toy



rabbit fish

hat

Trace, write, colour, find, and fill in the word:

are

are

are







are	am	as
and	are	am
are	a	ran







are

We _____ going to get ice cream.

Colour all of the pictures that start with: S

Colour all of the pictures that start with: M





book skills data:

skill: _____

correct _____ # incorrect _____

sight word data: _____ read or find (circle one)

correct _____ # incorrect _____

Colour the words:

for

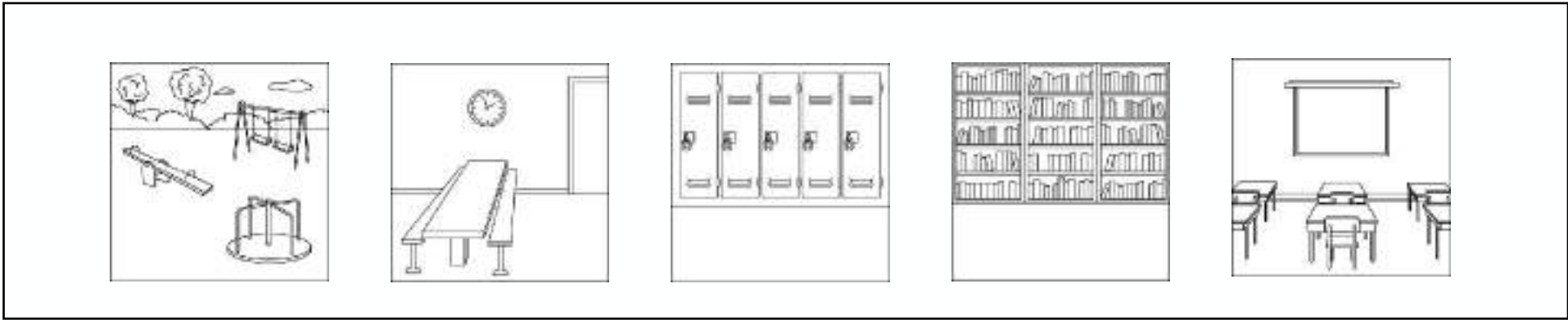
for	of	from
on	for	forget
of	on	for

was


was	are	am
are	was	am
were	we	was

Listen and find the picture that answers the question:

Stacy went to her locker to get her books for class. Where did she go to get her book?





Circle the letter the picture starts with:




B

D

Circle another picture that starts with that letter:





Circle the letter the picture starts with:



T

K

Circle another picture that starts with that letter:

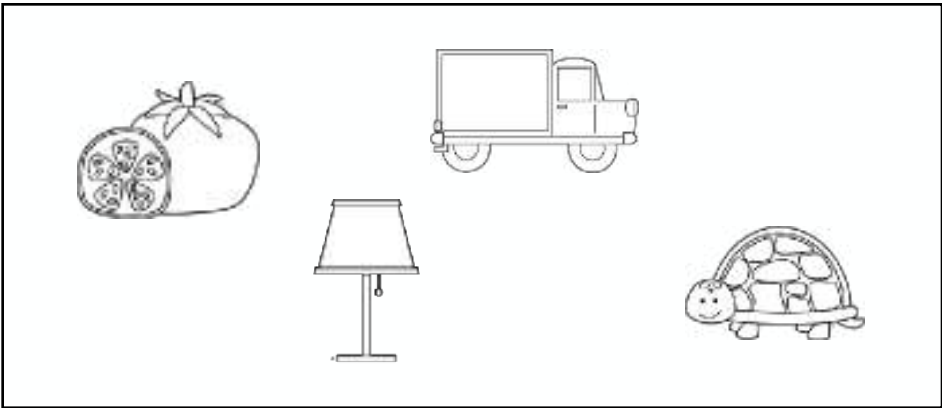


book skills data:
skill: _____
correct _____ # incorrect _____


sight word data: _____ read or find (circle one)
correct _____ # incorrect _____

Reading Comprehension Level 1.5


Colour all of the pictures that start with: **T**



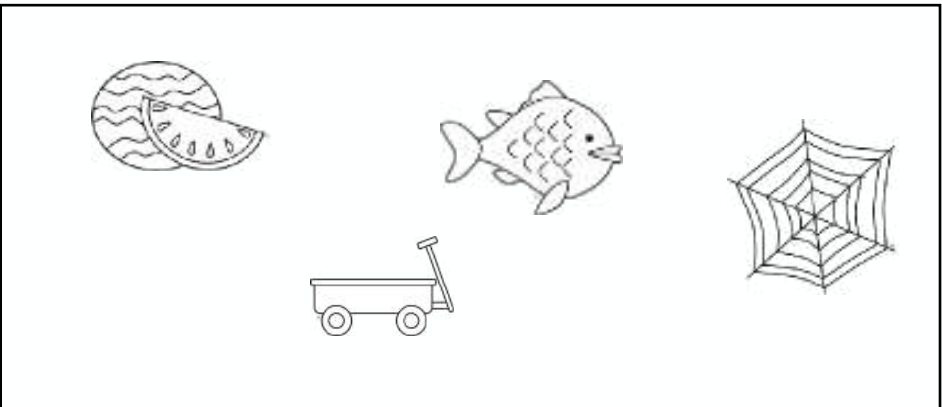
Colour all of the pictures that start with: **Z**







Colour all of the pictures that start with: **N**



Colour all of the pictures that start with: **W**



Match word to picture:



dress


toy

hat

rabbit

Listen and find the picture that answers the question:

After a cold walk home, he got warm in front of the fire. Where did he get warm?



book skills data:

skill: _____

correct _____ # incorrect _____

sight word data: _____ read or find (circle one)

correct _____ # incorrect _____

Trace, write, colour, find, and fill in the word:

was

was

was

was	we	where
wow	was	was
were	was	as

was

She _____ at school yesterday.

Match the words:

hat

was

for

dress

was

dress

hat

for

fish

for

are

was


are


for

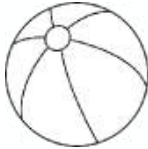
was


fish


Colour the picture that starts with the same sound as the first picture:













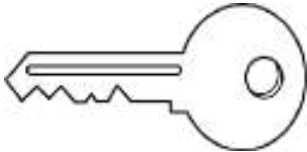





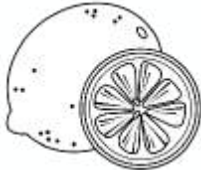












book skills data:

skill: _____

correct _____ # incorrect _____

sight word data:

read or find (circle one)

correct _____ # incorrect _____

Circle the letter the picture starts with:



L K

Circle another picture that starts with that letter:




Circle the letter the picture starts with:



A P

Circle another picture that starts with that letter:



Write the word in each sentence:

for


I am looking _____ it.

We came _____ pizza.


He is reaching _____ that.

Trace each word then colour the correct picture:


dress




hat



fish



rabbit





book skills data:
skill: _____
correct _____ # incorrect _____

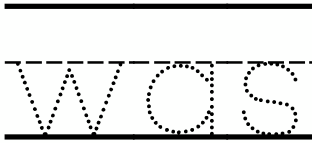


sight word data: _____ read or find (circle one)
correct _____ # incorrect _____

Listen and find the picture that answers the question:





I think I lost my snack near the penguin exhibit. Where did I lose my snack?



Trace, colour, and write the words:

was		WAS
	was	

Match the pictures to the beginning letter:







G

C

H

N



book skills data:

skill: _____

correct _____ # incorrect _____

sight word data: _____ read or find (circle one)

correct _____ # incorrect _____

Circle the word for each picture:



dress hat trousers



shoe dress hat

Colour the words:

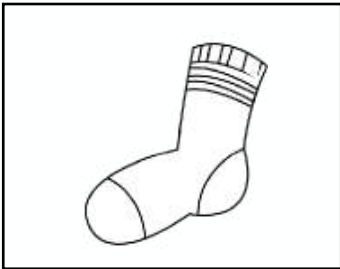
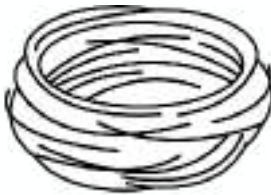



fish

fish	for	of
fin	fish	dish
wish	fish	fish

are

am	ran	and
are	am	a
and	was	are

Colour the picture that starts with the same sound as the first picture:

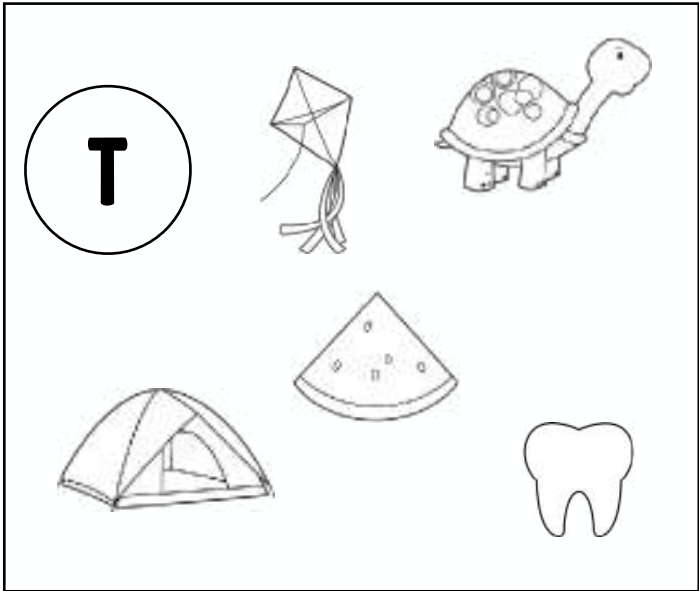


book skills data:
skill: _____
correct _____ # incorrect _____

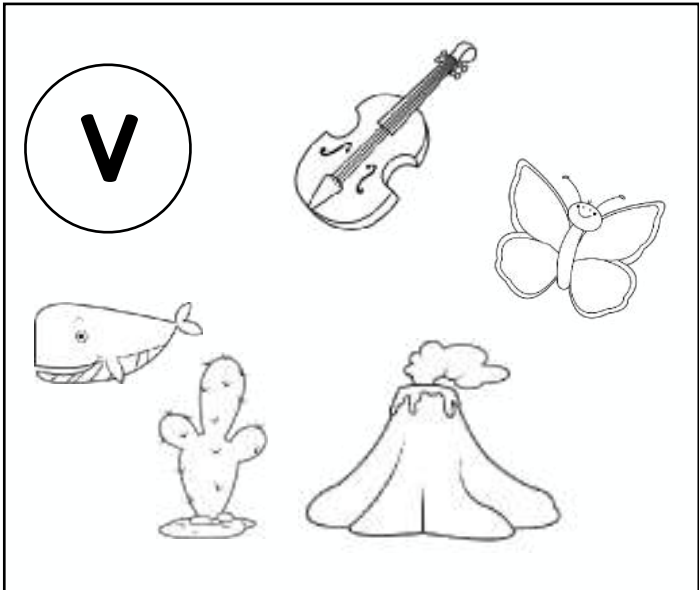

sight word data: _____ read or find (circle one)
correct _____ # incorrect _____

Colour all of the pictures that start with each letter:


Listen and find the picture that answers the question:



The kids went to the bakery on the way to get some fresh bread. Where did they get bread?



For Eva's birthday they saw a movie and then went to dinner. Where did Eva go first on her birthday?



Circle the picture for each word:

Match the words:

game			

was	are
dress	was
for	for
are	fish
fish	dress

book skills data:









skill: _____

correct _____ # incorrect _____

sight word data: _____ read or find (circle one)

correct _____ # incorrect _____

Match the pictures to the beginning letter:

	I	
	A	
	L	
	F	

Write the word in each sentence:

are


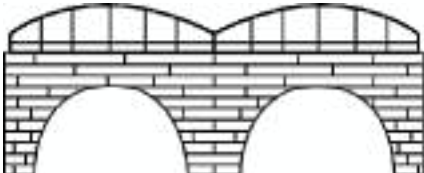
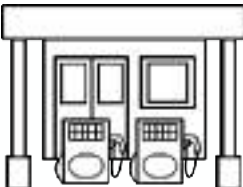

They _____ late.

People _____ here now.

Trees _____ green.

Listen and find the picture that answers the question:

She said to turn after the bridge. Where did she tell you to turn after?

			
---	---	---	---

book skills data:

skill: _____

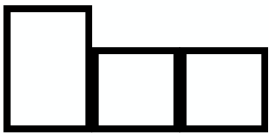
correct _____ # incorrect _____

sight word data: _____ read or find (circle one)

correct _____ # incorrect _____

Trace, write, colour, find, and fill in the word:

for



for

for

for

of	for	from
for	on	for
forgot	of	of


for

He asked _____
help.

Listen and find the picture that answers the question:

Our car is in the shop. Where is our car?

The girls me at the restaurant. Where did they meet?



Colour the picture for each word:

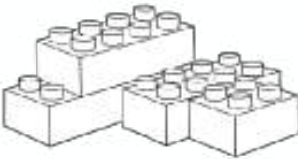
hat



rabbit



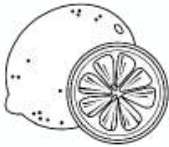








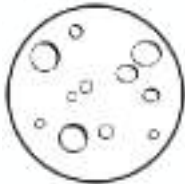


toy



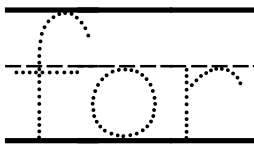


book skills data:
skill: _____
correct _____ # incorrect _____

sight word data: _____ read or find (circle one)
correct _____ # incorrect _____



Match the pictures that start with the same letter:

Trace, colour, and write the words:

for		FOR
	for	

Circle the word for each picture:

	
toy car hat	hat trousers dress


book skills data: skill: _____ # correct _____ # incorrect _____	sight word data: _____ read or find (circle one) # correct _____ # incorrect _____
--	---

Trace and write each word:


was	was	
for	for	
are	are	
hat	hat	

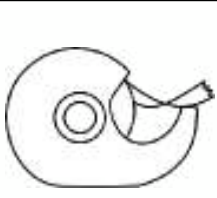


Listen and find the picture that answers the question:


Jackie's aunt lives on a farm a few hours away. Where does Jackie's aunt live?







Check all of the pictures that start with the same letter as the first picture:







<input type="checkbox"/>	
<input type="checkbox"/>	
<input type="checkbox"/>	


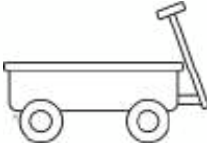



<input type="checkbox"/>	
<input type="checkbox"/>	
<input type="checkbox"/>	



<input type="checkbox"/>	
<input type="checkbox"/>	
<input type="checkbox"/>	





<input type="checkbox"/>	
<input type="checkbox"/>	
<input type="checkbox"/>	


book skills data:
skill: _____
correct _____ # incorrect _____


sight word data: _____ read or find (circle one)
correct _____ # incorrect _____


Colour the picture that starts with the same sound as the first picture:










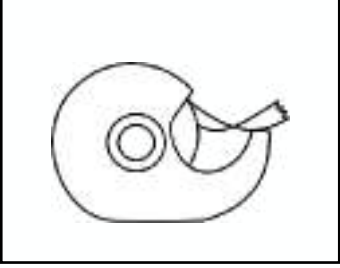








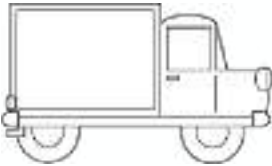




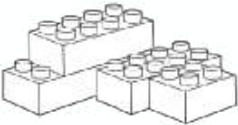









Match word to picture:




hat


dress



fish


toy




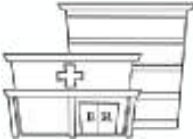


Listen and find the picture that answers the question:

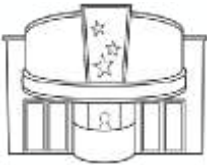
His dad works at the nearby hospital. Where does his dad work?







After school, they went to the dentist for a check up. Where did they go after school?







book skills data:









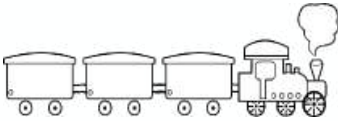
skill: _____

correct _____ # incorrect _____

sight word data: _____ read or find (circle one)





correct _____ # incorrect _____

Colour the picture for each word:


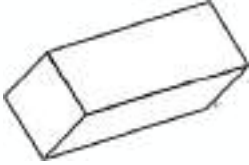


baby			
toy			
bird			

Colour all of the pictures that start with each letter:

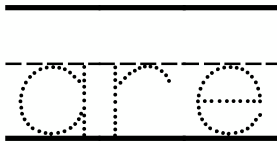

D



E







Trace, colour, and write the words:

are	
are	

Listen and find the picture that answers the question:

First thing to do on Saturday is going to the bakery. Where are you going on Saturday?

			
--	---	---	---

book skills data:

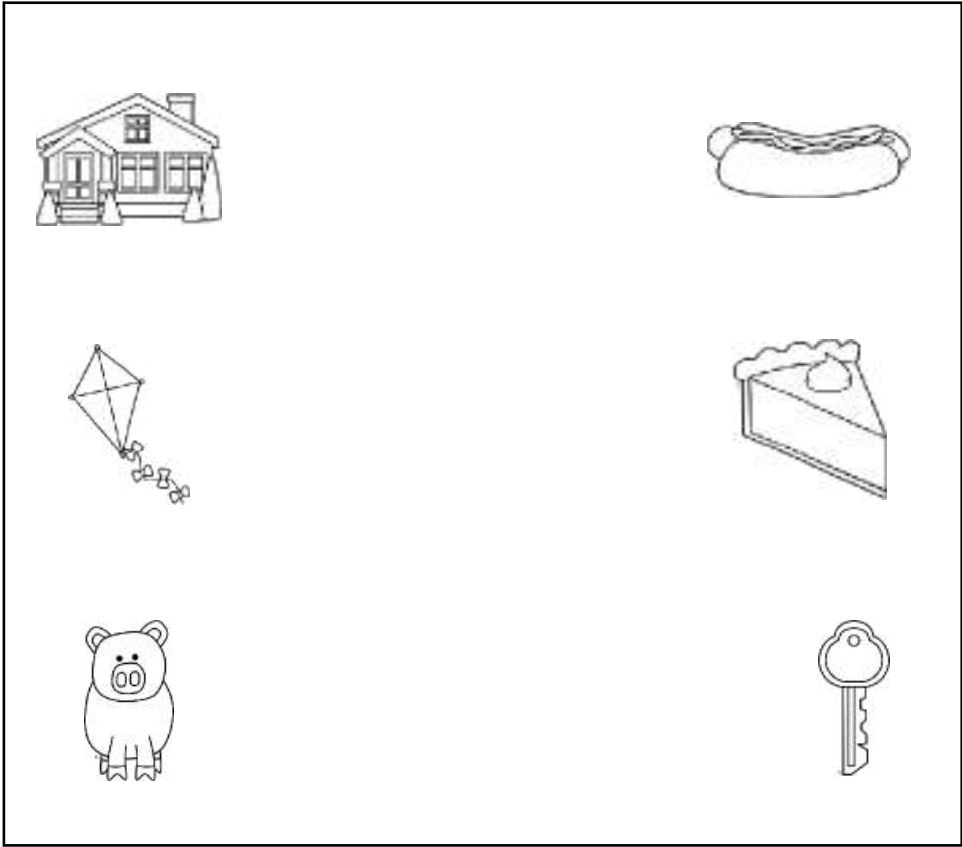

skill: _____

correct _____ # incorrect _____

sight word data: _____ read or find (circle one)


correct _____ # incorrect _____

Match the pictures that start with the same letter:




Listen and find the picture that answers the question:


Her family went to get pizza after the game. Where did they go after the game?




Dad pulled over to get petrol. Where did dad pull over?




Circle the word for each picture:




woman
baby
man



dress
trousers
hat



car
train
ball



man
woman
hat

book skills data:

skill: _____

correct _____ # incorrect _____

sight word data: _____ read or find (circle one)

correct _____ # incorrect _____

Write the word in
each sentence:









hat

Put your _____ on.

















I like your _____.

The _____ is red.

Colour the picture for each word:

boy				
fish				

Check all of the pictures that start with the same letter as the first picture:

			
<input type="checkbox"/> 	<input type="checkbox"/> 	<input type="checkbox"/> 	<input type="checkbox"/> 
<input type="checkbox"/> 	<input type="checkbox"/> 	<input type="checkbox"/> 	<input type="checkbox"/> 
<input type="checkbox"/> 	<input type="checkbox"/> 	<input type="checkbox"/> 	<input type="checkbox"/> 

book skills data:


skill: _____

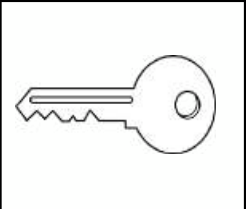
correct _____ # incorrect _____


sight word data: _____ read or find (circle one)


correct _____ # incorrect _____


Check all of the pictures that start with the same letter as the first picture:





☐ 


☐ 

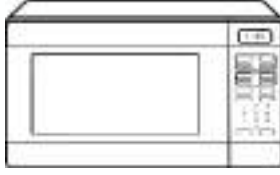
☐ 





☐ 


☐ 


☐ 




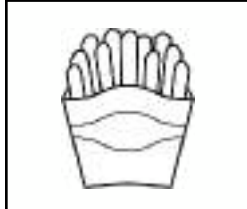
☐ 


☐ 

☐ 



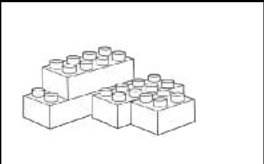
☐ 


☐ 


☐ 


Trace each word then colour the correct picture:

toy










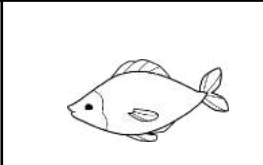


rabbit













Listen and find the picture that answers the question:

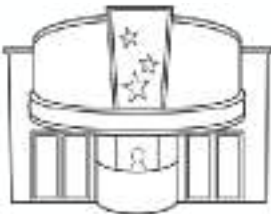
Nancy will meet us at the park to walk over to school. Where will Nancy meet us?











book skills data:

skill: _____

correct _____ # incorrect _____

sight word data: _____ read or find (circle one)

correct _____ # incorrect _____

Match word to picture:



hat

dress








toy

fish

rabbit

dress









Colour the words:



for		
from	of	forgot
for	on	frog
for	for	free



was		
we	were	where
we	we	was
when	we	we



Match the pictures that start with the same letter:















book skills data:

skill: _____

correct _____ # incorrect _____

sight word data: _____ read or find (circle one)

correct _____ # incorrect _____

1. Sight words:

circle one:

toy

hat

for

fish

dress

was

are

rabbit

Read

Find

Tally correct and incorrect. Correct: _____ Incorrect: _____

2. Colour the picture for each word:

toy**dress****hat****fish****rabbit**


Unit 4

Post-test - Page 2

Name: _____

Date: _____

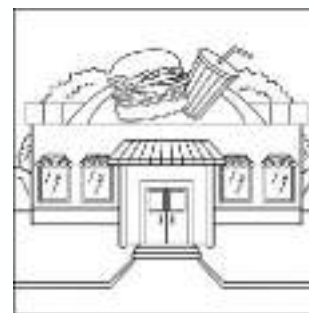

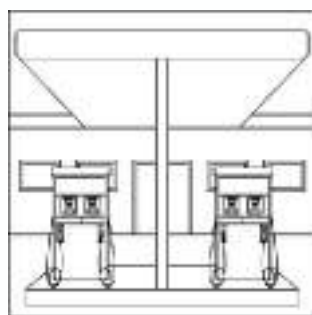
3. Colour the picture that starts in the same letter as the first picture:



4. Listening comprehension:

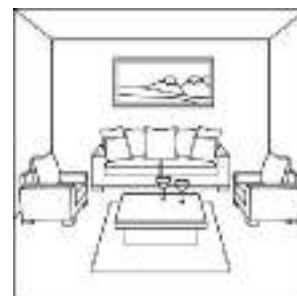
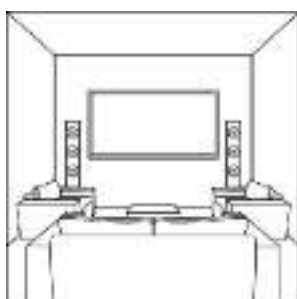
Listen and find the answer:

My mum wanted to stop at the petrol station for a snack. Where did mum want to stop?



Listen and find the answer:

The kids all sat in the kitchen to do their homework. Where did they sit?



Unit 4 Rubric & Grading Instructions

Name: _____ Date: _____ {circle one} Pre-test Post-test

	correct	incorrect	total possible
1. Read or find the sight words. Circle "read" or "find" based on the student's abilities. Count how many words they read/found correctly and incorrectly. Do each word one time.			8
2. Colour or circle the letter that goes with the word. Count each word as correct or incorrect.			5
3. Colour or circle the picture that has the same beginning sound as the first picture. Count each picture as correct or incorrect. Count as correct if only the correct letter is coloured.			9
4. For listening comprehension, read the quote box out loud to the student. The student may indicate the answer to the question by saying the correct answer or pointing to the correct picture. Count as correct if the correct answer is said/pointed to within 3 seconds.			2
5. Book skill: say or point to the answer of "where" questions during a read aloud. Select a short book with a preferred topic. Let the student hold the book while the adult reads. Ask 5 'where' questions during the read aloud. The student may indicate the answer to the question by saying the correct answer or pointing to the correct picture in the book. Count as correct if the correct answer is said/pointed to within 3 seconds.			5
<div><h3>Analyzing the Errors:</h3><p>The pre-test is used as a baseline to see where the student is starting out before any instruction is given. Errors on the pre-test will be addressed through the unit activities. Errors on the post-test indicate that additional instruction or practice is needed. Every student learns at different rates! Here is where this student needs more work:</p></div>	total correct	total incorrect	* total correct divided by total possible times 100
	total possible 29	percentage *	

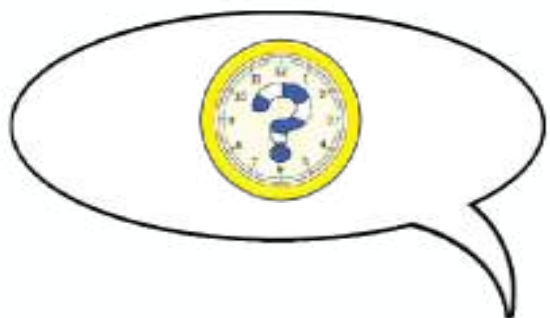
Error Numbers	Needs Practice on....	Suggested Activities
many errors on 1 & 2	still needs work on the current set of sight words	practice with flashcards, have the student write/trace the words each day, match pictures to words in independent work time
many errors on 3	still needs practice with matching beginning sounds	create a work task of pictures with the same beginning sound, review letter sounds, sort pictures by letter sound in direct instruction, work on multiple step direction following, create a task analysis and prompt student to use while doing these tasks
many errors on 4 & 5	still needs work on answering "where" questions in a read aloud or stand alone	practice 'where' questions within the classroom or community environment, provide picture options for answer, use the 'where' worksheets from the Wh- Mega Pack

Anchor Chart - Unit 5

Sight Words

table cup spoon is
chair plate bus on

Listening Comprehension

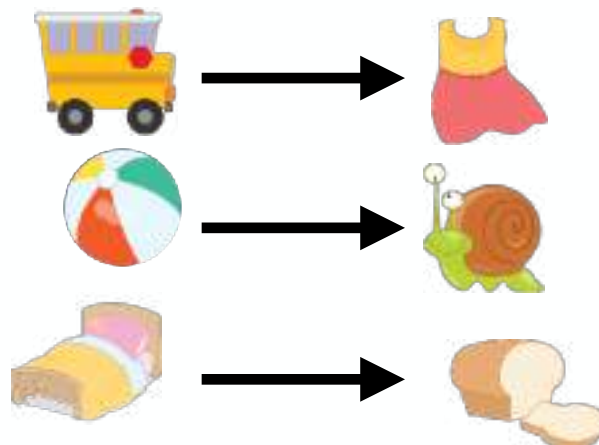


hear when
question
& find answer



Phonics

Matching ending sounds.



Book Skill



Say or point to the answer to WHERE
questions during a read aloud.



Level 1.5

word flashcards:

table

RC Level 1.5 Unit 5

cup

RC Level 1.5 Unit 5

chair

RC Level 1.5 Unit 5

plate

RC Level 1.5 Unit 5

spoon

RC Level 1.5 Unit 5

bus

RC Level 1.5 Unit 5





is

RC Level 1.5 Unit 5

on

RC Level 1.5 Unit 5

picture flashcards:



I. Sight words:

circle one:

table cup spoon is

chair plate bus on


Read

Find

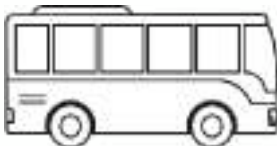
Tally correct and incorrect. Correct: _____ Incorrect: _____

2. Colour the picture for each word:


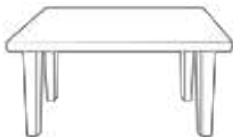
bus



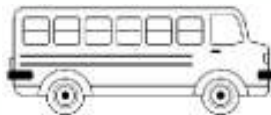
plate



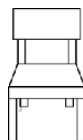
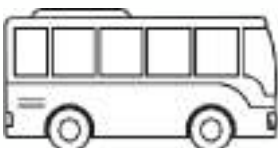
spoon




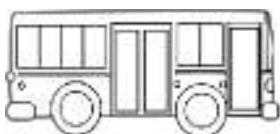
table



chair



cup











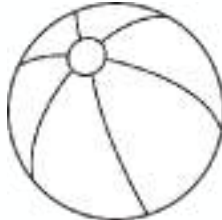















Unit 5

Pre-test - Page 2

Name: _____

Date: _____






3. Colour the picture that ends in the same letter as the first picture:

4. Listening comprehension:

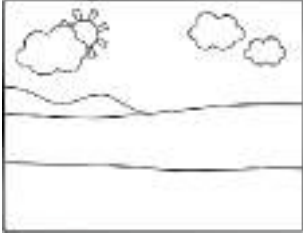
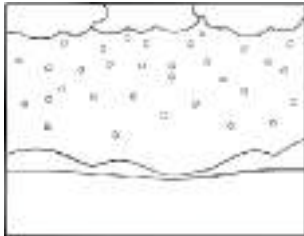
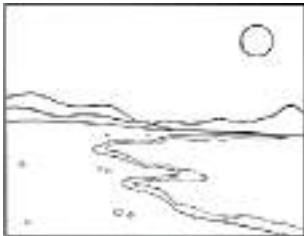

Listen and find the answer:

On Halloween, they filled up the bucket with candy. When did they fill the bucket with candy?

Listen and find the answer:

Basketball season starts in the fall. When does basketball season start?

Unit 5 Rubric & Grading Instructions

Name: _____ Date: _____ {circle one} Pre-test Post-test

	correct	incorrect	total possible
1. Read or find the sight words. Circle "read" or "find" based on the student's abilities. Count how many words they read/found correctly and incorrectly. Do each word one time.			8
2. Colour or circle the picture that goes with the word. Count each word as correct or incorrect.			6
3. Colour or circle the picture that has the same ending sound as the first picture. Count each picture as correct or incorrect. Count as correct if only the correct letter is coloured.			9
4. For listening comprehension, read the quote box out loud to the student. The student may indicate the answer to the question by saying the correct answer or pointing to the correct picture. Count as correct if the correct answer is said/pointed to within 3 seconds.			2
5. Book skill: say or point to the answer of "when" questions during a read aloud. Select a short book with a preferred topic. Let the student hold the book while the adult reads. Ask 5 'when' questions during the read aloud. The student may indicate the answer to the question by saying the correct answer or pointing to the correct picture in the book. Count as correct if the correct answer is said/pointed to within 3 seconds.			5
<div><h3>Analyzing the Errors:</h3><p>The pre-test is used as a baseline to see where the student is starting out before any instruction is given. Errors on the pre-test will be addressed through the unit activities. Errors on the post-test indicate that additional instruction or practice is needed. Every student learns at different rates! Here is where this student needs more work:</p></div>	total correct	total incorrect	* total correct divided by total possible times 100
	total possible 30	percentage *	

Error Numbers	Needs Practice on....	Suggested Activities
many errors on 1 & 2	still needs work on the current set of sight words	practice with flashcards, have the student write/trace the words each day, match pictures to words in independent work time
many errors on 3	still needs practice with matching ending sounds	create a work task of pictures with the same ending sound, review letter sounds, sort pictures by ending letter sound in direct instruction, work on multiple step direction following, create a task analysis and prompt student to use while doing these tasks
many errors on 4 & 5	still needs work on answering "when" questions in a read aloud or stand alone	practice 'when' questions within the classroom or community environment, provide picture options for answer, use the 'when' worksheets from the Wh- Mega Pack

Circle the word for each picture:

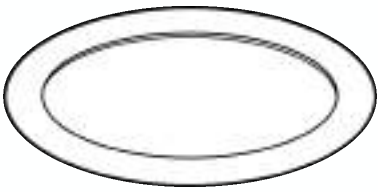




plate cup fork




spoon cup plate


Listen and find the picture that answers the question:


In January, the kids wear warm hats and coats. When do they wear hats and coats?




Match the pictures to the ending letter:











M


E


G

T









book skills data:

skill: _____

correct _____ # incorrect _____

sight word data: _____ read or find (circle one)

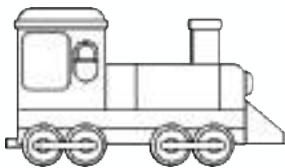
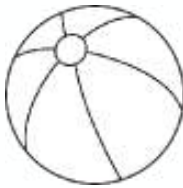
correct _____ # incorrect _____

Circle the letter the picture ends with:



L N

Circle another picture that ends with that letter:



Circle the letter the picture ends with:



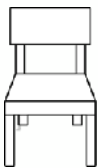
A P

Circle another picture that ends with that letter:

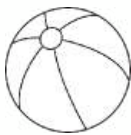


Circle the picture for each word:

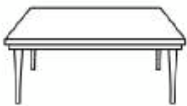
plate



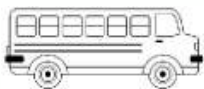
spoon



table



chair



Colour the words:

is

is

in

into

so

is

in

if

is

son

on

of

on

on

our

one

no

on

now

on

book skills data:

skill: _____



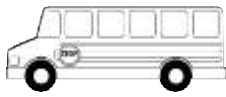
correct _____ # incorrect _____

sight word data:

read or find (circle one)

correct _____ # incorrect _____

Match word to picture:



spoon




bus

table

chair


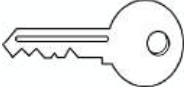


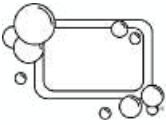
plate

cup








Colour all of the pictures that end with each letter:

R



T



Trace and write each word:

is	is	
on	on	
table	table	
cup	cup	
bus	bus	

book skills data:

skill: _____


correct _____ # incorrect _____

sight word data:

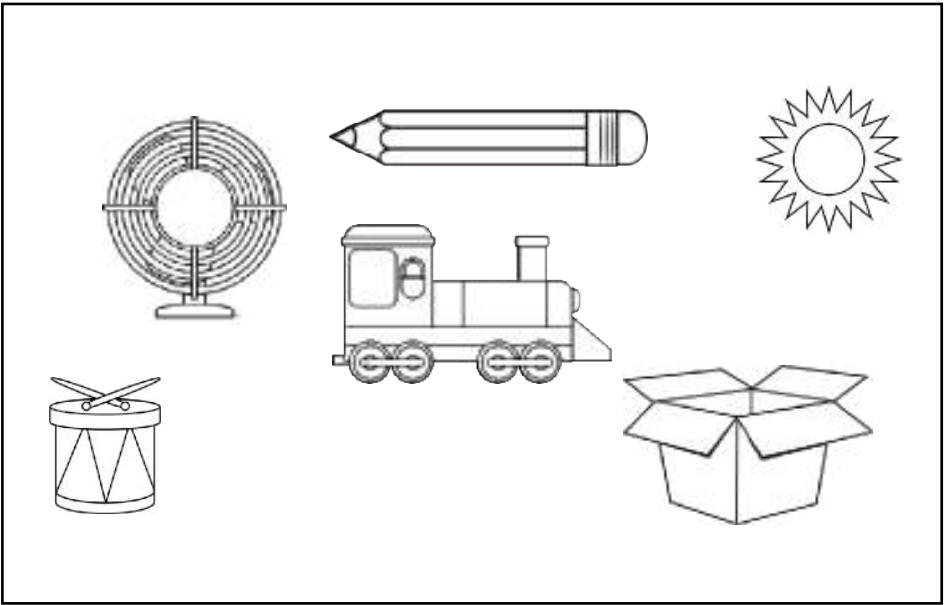
read or find (circle one)

correct _____ # incorrect _____


Colour all of the pictures that end with: **G**



Colour all of the pictures that end with: **N**



Circle the word for each picture:



cup fork bowl






table chair sock



hat spoon cup



chair table ball

Write the word in each sentence:

is

She _____ sleeping.

The horse _____ brown.

My dad _____ angry.

book skills data:

skill: _____

correct _____ # incorrect _____

sight word data: _____ read or find (circle one)

correct _____ # incorrect _____

Listen and find the picture that answers the question:

On Valentine's day, Ashley brought cards for all of her friends to school. When did she bring cards to school?



Trace, write, colour, find, and fill in the word:

is



is

is

is

in	is	into
so	soon	is
are	if	is

is


He _____ running late to school.

Circle the letter the picture ends with:



P E

Circle another picture that ends with that letter:

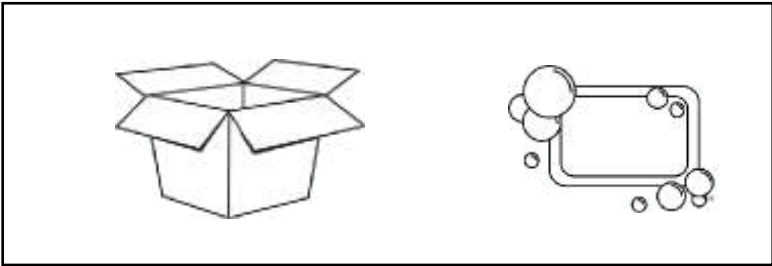


Circle the letter the picture ends with:



X Y


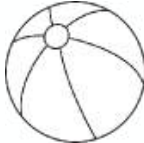

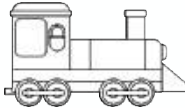




Circle another picture that ends with that letter:



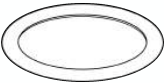

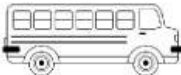

book skills data:
skill: _____
correct _____ # incorrect _____

sight word data: _____ read or find (circle one)
correct _____ # incorrect _____

Match the pictures to the ending letter:

	T	
	L	
	F	
	N	

Circle the word for each picture:

	cup	plate	bowl
	spoon	ball	cup
	car	bus	spoon
	spoon	bowl	plate

Match the words:

is	on
table	cup
on	plate
cup	is
plate	table

bus	chair
spoon	on
on	spoon
is	is
chair	bus

book skills data:

skill: _____





correct _____ # incorrect _____

sight word data: _____ read or find (circle one)





correct _____ # incorrect _____

Colour all of the pictures that end with each letter:

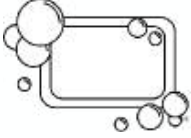

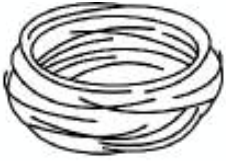
M





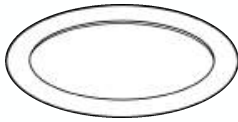
S



T



Match word to picture:



table



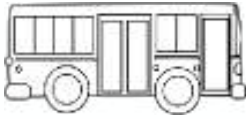
plate

cup

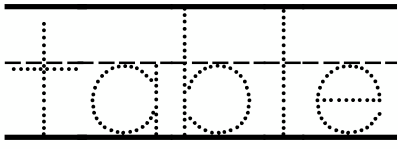

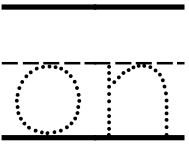

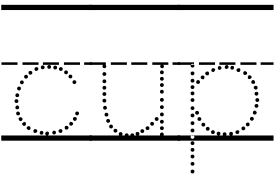
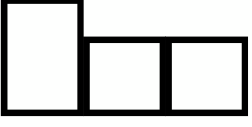
spoon

bus

chair



Trace, colour, and write the words:

table	
is	
on	
chair	
cup	
bus	


book skills data:

skill: _____

correct _____ # incorrect _____

sight word data: _____ read or find (circle one)

correct _____ # incorrect _____


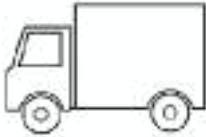


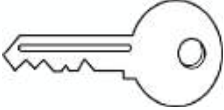
Circle the letter the picture ends with:

B

K

Circle another picture that ends with that letter:







Circle the letter the picture ends with:

Y


T

Circle another picture that ends with that letter:



Trace, write, colour, find, and fill in the word:

on



on

on

on

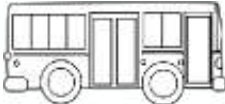


on	in	of
is	on	our
on	you	on

on




My backpack is _____ the table.

Colour the picture for each word:

plate



bus



book skills data:

skill: _____

correct _____ # incorrect _____

sight word data:


read or find (circle one)

correct _____ # incorrect _____


Circle the beginning letter for each picture:




d n



f r




s l



p c

Circle the word for each picture:


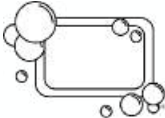








spoon plate cup



chair table ball

Match the pictures to the ending letter:

	P	
	D	
	A	
	T	

book skills data:

skill: _____

correct _____ # incorrect _____


sight word data: _____ read or find (circle one)

correct _____ # incorrect _____

Trace, colour, and write the words:

is

is



Colour the words:

on

for	of	one
on	for	on
of	on	for

cup

cup	can	cup
can	cup	couch
mug	can't	mug

Write the word in each sentence:

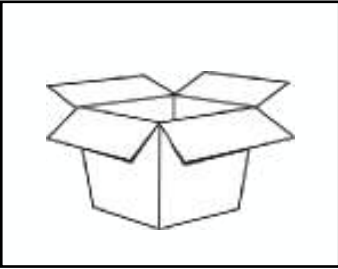
on


We went _____ the train.


Shoes are _____ my feet.


We are _____ our way.


Colour the picture that ends with the same sound as the first picture:




















book skills data:

skill: _____


correct _____ # incorrect _____

sight word data:

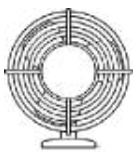
read or find (circle one)

correct _____ # incorrect _____

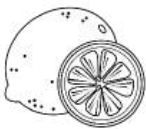
Check all of the pictures that end with the same letter or sound as the first picture:




☐




☐




☐




☐




☐




☐




☐



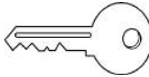
☐




☐




☐



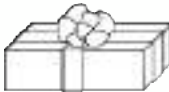
☐




☐




☐



☐




☐




☐


Match word to picture:




cup



bus




table




plate


Listen and find the picture that answers the question:


Jenny is eating lunch in the afternoon.
When is Jenny eating lunch?





He went to bed very late. When did he go to bed?





book skills data:

skill: _____

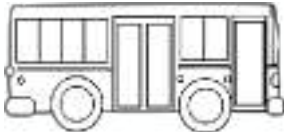
correct _____ # incorrect _____


sight word data: _____ read or find (circle one)

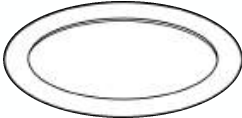
correct _____ # incorrect _____

Colour the picture for each word:


chair









cup

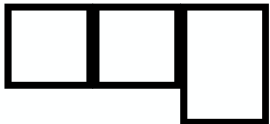






Trace, write, colour, find, and fill in the word:

cup



cup

cup


cup


cut	cure	cup
up	on	cup
cup	cute	on

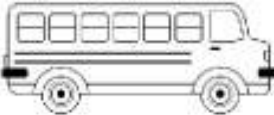
cup

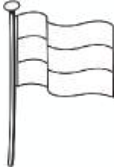
Fill up my _____
with milk.


Match the pictures that ends with the same letter or sound.
































book skills data:

skill: _____

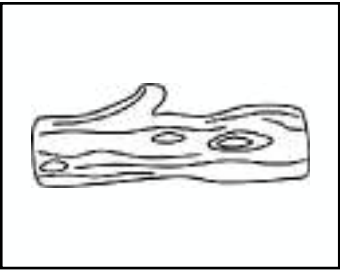



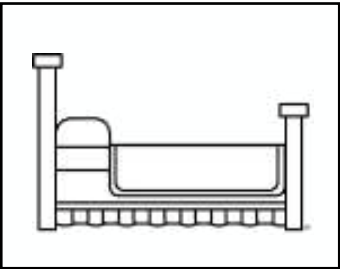



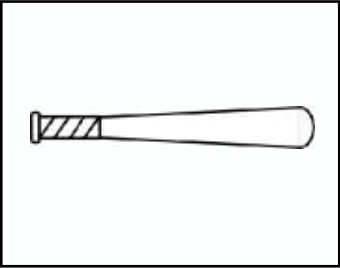

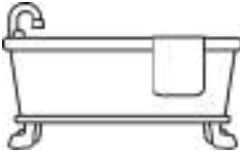

correct _____ # incorrect _____

sight word data:


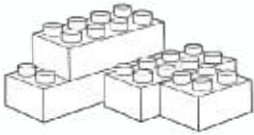


read or find (circle one)

correct _____ # incorrect _____

Colour the picture that ends with the same sound as the first picture:



			
			
			

Circle the word for each picture:



 <div>fish hat cup</div>	 <div>chair spoon toy</div>
 <div>dog rabbit toy</div>	 <div>dress trousers hat</div>

Listen and find the picture that answers the question:

Alex woke up in the middle of the night. When did he wake up?

	
---	---

She takes her medicine in the day. When does she take her medicine?

	
---	---

book skills data:


skill: _____

correct _____ # incorrect _____

sight word data: _____ read or find (circle one)

correct _____ # incorrect _____


Circle the word for each picture:



fork

spoon

cup




chair

table


fish

Listen and find the picture that answers the question:


Every Thanksgiving, her grandma makes special potatoes. When does her grandma make special potatoes?




Check all of the pictures that end with the same letter or sound as the first picture:




☐




☐




☐

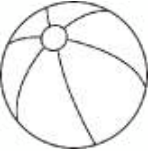





☐




☐




☐







☐




☐




☐

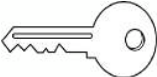





☐



☐



☐



book skills data:


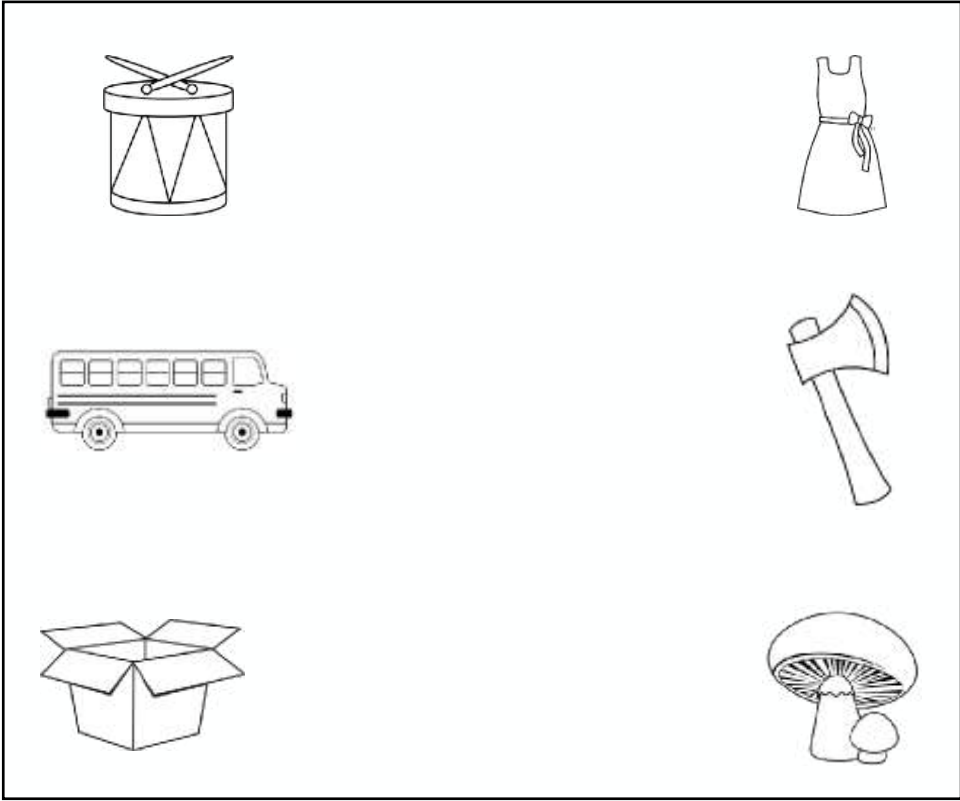
skill: _____

correct _____ # incorrect _____

sight word data: _____ read or find (circle one)

correct _____ # incorrect _____

Match the pictures that ends with the same letter or sound:



Write the word in each sentence:

bus

The _____ is here.

She got on the _____.

The _____ is yellow.

Colour the picture for each word:


plate




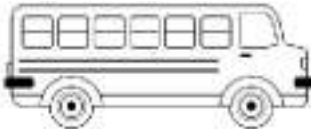




spoon







bus







book skills data:

skill: _____

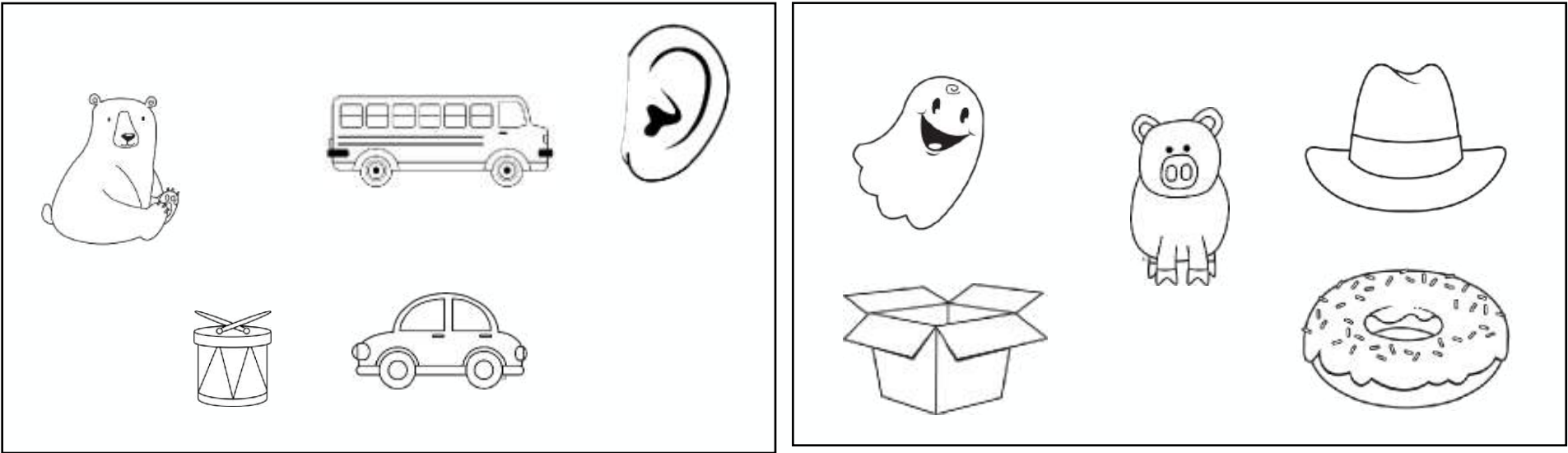
correct _____ # incorrect _____

sight word data: _____ read or find (circle one)

correct _____ # incorrect _____


Colour all of the pictures that end with: **R**

Colour all of the pictures that end with: **T**




Trace each word then colour the correct picture:


bus




plate



cup

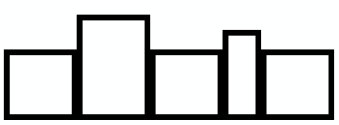


spoon



Trace, write, colour, find, and fill in the word:

chair



chair


chair

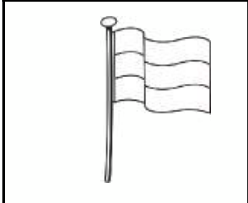
car	chair	chair
and	air	and
chair	car	can


chair


She sat on the green _____.


Check all of the pictures that end with the same letter or sound as the first picture:




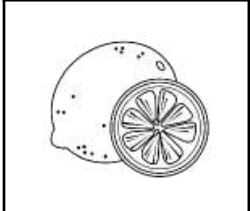
☐ 


☐ 


☐ 





☐ 


☐ 

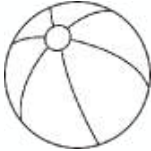
☐ 





☐ 

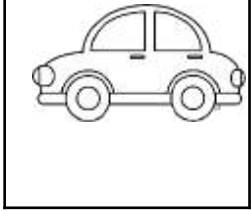
☐ 

☐ 




☐ 


☐ 

☐ 


Listen and find the picture that answers the question:


The dog always barks in the morning. When does the dog bark?





The baby slept the whole night. When did the baby sleep?






Circle the word for each picture:



boy

girl


baby



cat

dog


rabbit



fish

dog

cat



dress


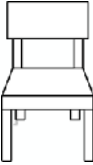
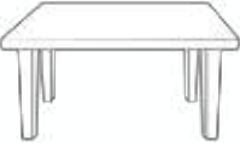
trousers

shoes

book skills data:
skill: _____
correct _____ # incorrect _____

sight word data: _____ read or find (circle one)
correct _____ # incorrect _____

Match word to picture:



chair

spoon

table

Listen and find the picture that answers the question:

He dressed up on Halloween. When did he dress up?



She gave presents on Christmas. When did she give presents?



Colour the words:

table


for	table	from
table	for	forget
of	table	for

is

is	are	is
are	is	am
were	we	was

Trace, write, colour, find, and fill in the word:

on



on


on

on	am	on
in	of	on
on	our	you

on

She is _____ the slide.

Trace, colour, and write the words:

on	on		on
----	----	---	----

Write the word in each sentence:


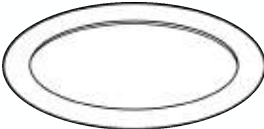




on

I am _____ the swing.













They were _____ time.

It is _____ my bed.

Colour the picture for each word:

table			
spoon			

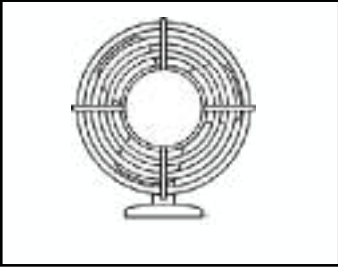






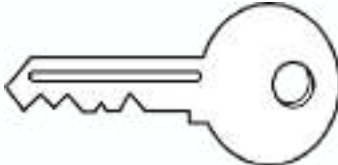




Match the pictures that ends with the same letter or sound:

book skills data:
skill: _____
correct _____ # incorrect _____

sight word data: _____ read or find (circle one)
correct _____ # incorrect _____



Colour the picture that ends with the same sound as the first picture:



Listen and find the picture that answers the question:





Match word to picture:

Jack's party was in the day. When was his party?

	
---	--

The owl is awake at night. When is the owl awake?

	
---	---

	plate
chair	
cup	bus
	

book skills data:
skill: _____
correct _____ # incorrect _____

sight word data: _____ read or find (circle one)
correct _____ # incorrect _____

I. Sight words:

circle one:

table cup spoon is

chair plate bus on

Read

Find

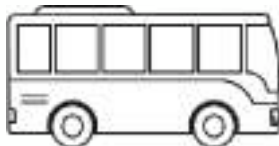
Tally correct and incorrect. Correct: _____ Incorrect: _____

2. Colour the picture for each word:


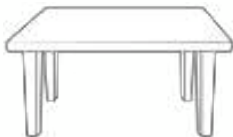
bus



plate



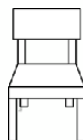
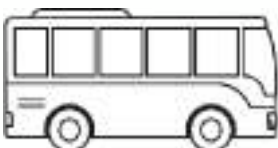
spoon




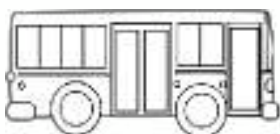
table







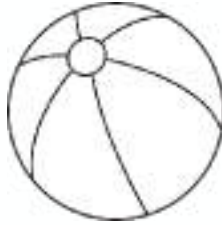



















chair



cup








3. Colour the picture that ends in the same letter as the first picture:

4. Listening comprehension:

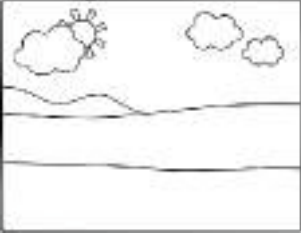



Listen and find the answer:

On Halloween, they filled up the bucket with candy.. When did they fill the bucket with candy?

Listen and find the answer:

Basketball season starts in the fall. When does basketball season start?

Unit 5 Rubric & Grading Instructions

Name: _____ Date: _____ {circle one} Pre-test Post-test

	correct	incorrect	total possible
1. Read or find the sight words. Circle "read" or "find" based on the student's abilities. Count how many words they read/found correctly and incorrectly. Do each word one time.			8
2. Colour or circle the picture that goes with the word. Count each word as correct or incorrect.			6
3. Colour or circle the picture that has the same ending sound as the first picture. Count each picture as correct or incorrect. Count as correct if only the correct letter is coloured.			9
4. For listening comprehension, read the quote box out loud to the student. The student may indicate the answer to the question by saying the correct answer or pointing to the correct picture. Count as correct if the correct answer is said/pointed to within 3 seconds.			2
5. Book skill: say or point to the answer of "when" questions during a read aloud. Select a short book with a preferred topic. Let the student hold the book while the adult reads. Ask 5 'when' questions during the read aloud. The student may indicate the answer to the question by saying the correct answer or pointing to the correct picture in the book. Count as correct if the correct answer is said/pointed to within 3 seconds.			5
<div><h3>Analyzing the Errors:</h3><p>The pre-test is used as a baseline to see where the student is starting out before any instruction is given. Errors on the pre-test will be addressed through the unit activities. Errors on the post-test indicate that additional instruction or practice is needed. Every student learns at different rates! Here is where this student needs more work:</p></div>	total correct	total incorrect	* total correct divided by total possible times 100
	total possible 30	percentage *	

Error Numbers	Needs Practice on....	Suggested Activities
many errors on 1 & 2	still needs work on the current set of sight words	practice with flashcards, have the student write/trace the words each day, match pictures to words in independent work time
many errors on 3	still needs practice with matching ending sounds	create a work task of pictures with the same ending sound, review letter sounds, sort pictures by ending letter sound in direct instruction, work on multiple step direction following, create a task analysis and prompt student to use while doing these tasks
many errors on 4 & 5	still needs work on answering when questions in a read aloud or stand alone	practice 'when' questions within the classroom or community environment, provide picture options for answer, use the 'when' worksheets from the Wh- Mega Pack

Anchor Chart - Unit 6

Sight Words

his desk fork I
plane bowl they truck

Listening Comprehension



hear why
question
& find answer



Phonics

L Blends

bl gl
cl pl
fl sl

Book Skill



Say or point to the answer to WHY
questions during a read aloud.



Level 1.5

word flashcards:

his

RC Level 1.5 Unit 6

desk

RC Level 1.5 Unit 6

fork

RC Level 1.5 Unit 6

I

RC Level 1.5 Unit 6

plane

RC Level 1.5 Unit 6

bowl

RC Level 1.5 Unit 6


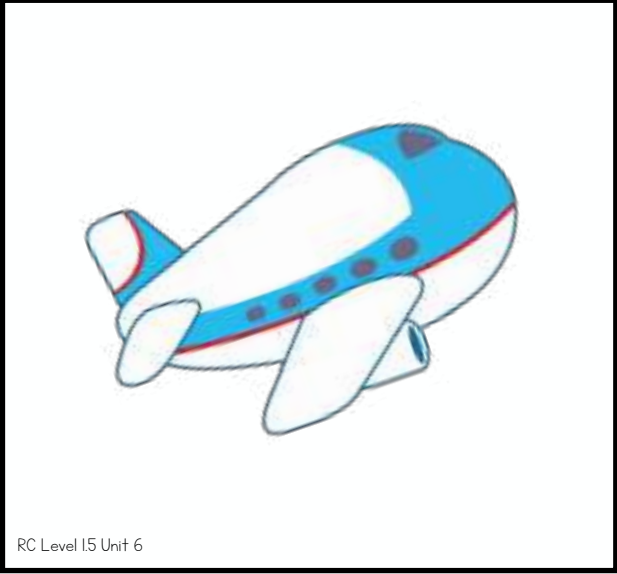





they

RC Level 1.5 Unit 6

truck

RC Level 1.5 Unit 6

picture flashcards:



I. Sight words:

circle one:

his desk fork I

plane bowl they truck

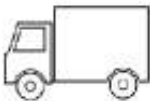
Read

Find

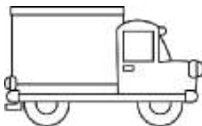
Tally correct and incorrect. Correct: _____ Incorrect: _____

2. Colour the picture for each word:

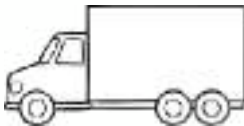
plane



desk



bowl



fork



truck




Unit 6

Pre-test - Page 2


Name: _____

Date: _____


3.. Circle the blend that the picture starts with:




gl
bl
sl




pl
gl
fl




bl
sl
fl



sl
pl
fl



cl
sl
fl


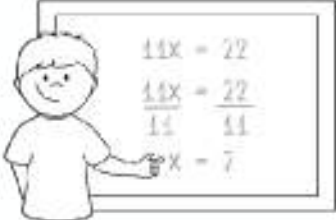




cl
pl
bl

4. Listening comprehension:





Listen and find the answer:

John felt proud he got all of the math problems correct.
Why did John feel proud?

Listen and find the answer:

Nancy gave the money when she bought her candy.
Why did she give her money?

Unit 6 Rubric & Grading Instructions

Name: _____ Date: _____ {circle one} Pre-test Post-test

	correct	incorrect	total possible
1. Read or find the sight words. Circle "read" or "find" based on the student's abilities. Count how many words they read/found correctly and incorrectly. Do each word one time.			8
2. Colour or circle the picture that goes with the word. Count each word as correct or incorrect.			5
3. Colour or circle the blend that the picture starts with. Count each picture as correct or incorrect. Count as correct if only the correct letter is coloured.			6
4. For listening comprehension, read the quote box out loud to the student. The student may indicate the answer to the question by saying the correct answer or pointing to the correct picture. Count as correct if the correct answer is said/pointed to within 3 seconds.			2
5. Book skill: say or point to the answer of "why" questions during a read aloud. Select a short book with a preferred topic. Let the student hold the book while the adult reads. Ask 5 'why' questions during the read aloud. The student may indicate the answer to the question by saying the correct answer or pointing to the correct picture in the book. Count as correct if the correct answer is said/pointed to within 3 seconds.			5
<div><h3>Analyzing the Errors:</h3><p>The pre-test is used as a baseline to see where the student is starting out before any instruction is given. Errors on the pre-test will be addressed through the unit activities. Errors on the post-test indicate that additional instruction or practice is needed. Every student learns at different rates! Here is where this student needs more work:</p></div>	total correct	total incorrect	* total correct divided by total possible times 100
	total possible 29	percentage *	

Error Numbers	Needs Practice on....	Suggested Activities
many errors on 1 & 2	still needs work on the current set of sight words	practice with flashcards, have the student write/trace the words each day, match pictures to words in independent work time
many errors on 3	still needs practice with l blends	make lists of l-blend words to practice with, make flashcards with pictures and sort words by blends, trace words with blends for homework or independent work, find blends in read aloud books
many errors on 4 & 5	still needs work on answering "why" questions in a read aloud or stand alone	practice 'why' questions within the classroom or community environment, provide picture options for answer, use the 'why' worksheets from the Wh- Mega Pack, work on emotions and cause/ effect

Write the word in each sentence:

his


Those are _____ shoes.


I saw _____ dog.


Go get _____ jacket.

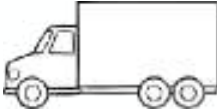
Colour the picture for each word:

plane

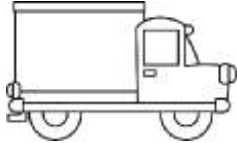











fork












Circle the blend that each picture starts with:



bl
gl




pl
cl





sl
cl


Listen and find the picture that answers the question:


Jack was feeling angry and kicked the wall. Why did Jack kick the door?











book skills data:

skill: _____




correct _____ # incorrect _____

sight word data: _____ read or find (circle one)

correct _____ # incorrect _____


Listen and find the picture that answers the question:

Match the picture the blend:


cl
gl
bl

Tony felt sad because he dropped his pasta.
Why did he feel sad?




Trace each word then colour the correct picture:


fork



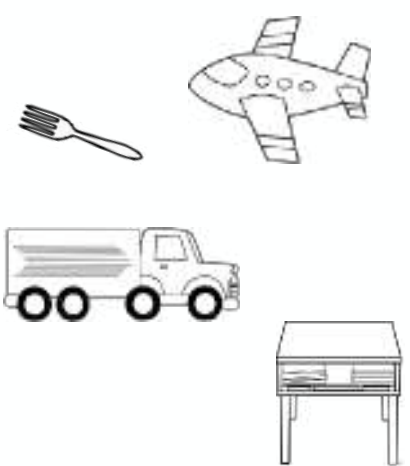
truck



desk



plane



Trace, write, colour, find, and fill in the word:

I □ I I

I

I	inside	is
In	I	in
You	our	I

I

_____ want
more pizza, please.

book skills data:


skill: _____


correct _____ # incorrect _____

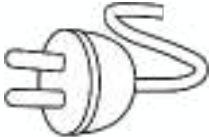
sight word data: _____ read or find (circle one)


correct _____ # incorrect _____


Trace in the blends for each word:


 **blender**

 **flamingo**

 **plug**


 **cloud**


 **glove**


 **plant**


Match word to picture:


Trace, colour, and write the words:

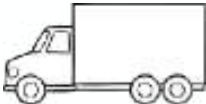
 **truck**

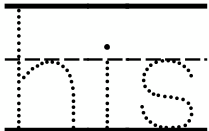



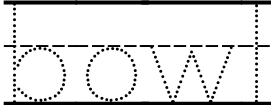

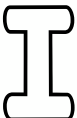



 **fork**

 **desk**

plane 

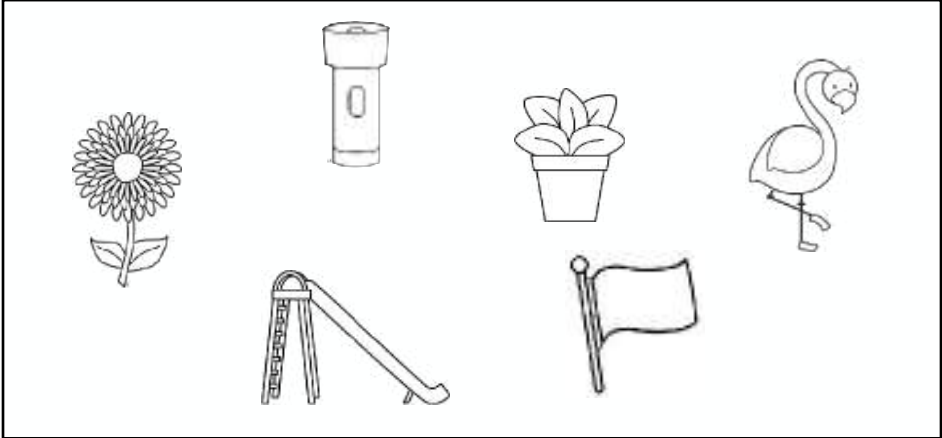
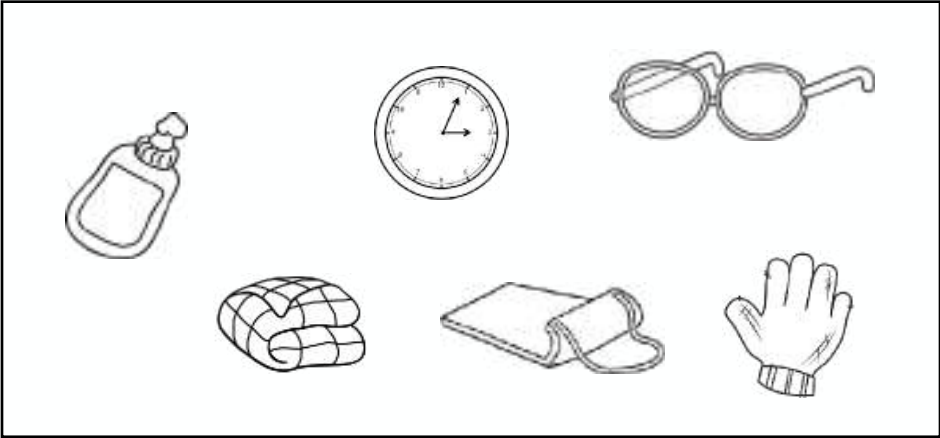
truck 

bowl 

his		
it		
bowl		
I		
desk		


Colour all the pictures that start with: **gl**

Colour all the pictures that start with: **fl**







Listen and find the picture that answers the question:





He spent all morning cleaning the house and then was so tired. Why was he tired?



Circle the blend that the picture starts with:

	cl	bl	gl
	gl	bl	fl
	bl	sl	gl
	gl	bl	pl

Circle the word for each picture:

 desk chair couch	 plate fork bowl
 car truck plane	 spoon fork cup

book skills data:

skill: _____

correct _____ # incorrect _____

sight word data: _____ read or find (circle one)

correct _____ # incorrect _____

Colour the words:

his



her	his	he
him	his	his
home	hose	his

they



the	there	then
they	this	they
they	then	than

Circle the picture that goes with each blend:



bl



pl







gl







Trace each word then colour the correct picture:





plane



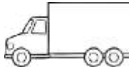

desk

fork

truck

book skills data:

skill: _____

correct _____ # incorrect _____

sight word data:

read or find (circle one)

correct _____ # incorrect _____

Circle the word for each picture:






plate bowl cup



spoon desk fork







Listen and find the picture that answers the question:

Ashley left the house to go mail her letter. Why did she leave the house?








Colour all of the pictures that start with each blend:

sl



bl



gl



Write the word in each sentence:

they

Will _____ want more milk?

_____ are in school.

I wish _____ had time.

book skills data:

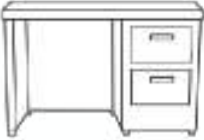


skill: _____

correct _____ # incorrect _____

sight word data: _____ read or find (circle one)

correct _____ # incorrect _____


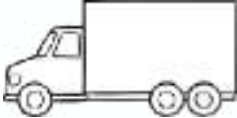

Match word to picture:



plane

bowl

desk



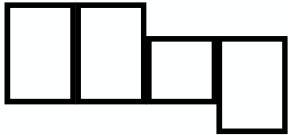
truck

fork

plane

Trace, write, colour, find, and fill in the word:

they



they


they

the	them	they
they	there	those
way	they	they

they


_____ take the
bus to school.

Circle the blend that each picture starts with:




bl

fl



gl

sl



pl

bl

Write the word in a sentence:


his


I like _____ new jacket.


they

Say goodbye before _____ leave.

Match the picture the blend:







cl


gl


bl


pl

sl


fl







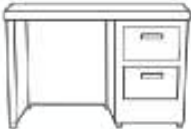
Circle the word that goes with the picture: Listen and find the picture that answers the question:



bowl

cup


plate



table

chair

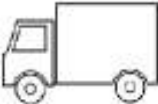
desk



car

truck

plane





truck

car


fork


He got in trouble for breaking the window.
Why did he get in trouble?





He got hurt from falling off of his bike. Why did he get hurt?





book skills data:

skill: _____







correct _____ # incorrect _____

sight word data:

read or find (circle one)




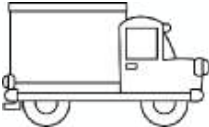
correct _____ # incorrect _____

Circle the blend that the picture starts with:




	<div>fl</div> <div>bl</div>		<div>cl</div> <div>gl</div>
	<div>bl</div> <div>gl</div>		<div>pl</div> <div>sl</div>
	<div>sl</div> <div>bl</div>		<div>pl</div> <div>cl</div>

Match word to picture:

Listen and find the picture that answers the question:

	bowl
truck	
fork	desk
	

Jack went to the door to get the pizza.
Why did he go to the door?

		
---	---	---

She got mad at him for scratching the board. Why did she get mad at him?

		
---	---	---

book skills data:

skill: _____

correct _____ # incorrect _____


sight word data: _____ read or find (circle one)

correct _____ # incorrect _____










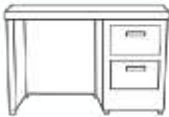


Trace and write each word:

his	his	
they	they	
bowl	bowl	
I	I	
truck	truck	

Colour all the pictures that start with: **bl**



Colour the picture for each word:

fork				
bowl				
plane				

book skills data:
skill: _____
correct _____ # incorrect _____

sight word data: _____ read or find (circle one)
correct _____ # incorrect _____

Colour the words:

I

I	It	In
it	on	I
I	I	in

bowl

bounce	wow	owl
bowl	was	bow
bow	bowl	bowl

Trace, colour, and write the words:

they		THEY
	they	

Listen and find the picture that answers the question:

Match word to picture:

Everyone cheered when he caught the ball.
Why did they cheer?

Jessica brought an umbrella so they stayed dry. Why did they stay dry?

	truck
desk	
fork	bowl

book skills data:

skill: _____

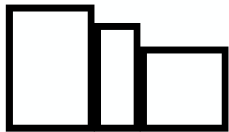
correct _____ # incorrect _____

sight word data: _____ read or find (circle one)

correct _____ # incorrect _____

Trace, write, colour, find, and fill in the word:

his



his

his


his

his	he	has
is	him	his
in	his	was


his

That is _____ notebook.


Circle the blend that each picture starts with:



cl
cr




bl
br




sl
sc


Match word to picture:



fork

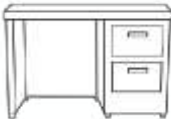


bowl




plane


plane



truck



desk



book skills data:

skill: _____

correct _____ # incorrect _____

sight word data:

read or find (circle one)

correct _____ # incorrect _____

Write the word in
each sentence:








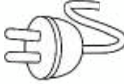
I

_____ feel sad today.

_____ am playing cards.

_____ am ten years old.

Fill in the words with: **pl** or **fl**




 _____ate	 _____ant	 _____ane	 _____ashlight
 _____amingo	 _____ower	 _____ag	 _____ug

Listen and find the picture that answers the question:

He felt hungry so he made lunch. Why did he make lunch?



Match word to picture:






ball

boy

girl

Match the picture the blend:



sl

gl


bl

book skills data:
skill: _____
correct _____ # incorrect _____


sight word data: _____ read or find (circle one)
correct _____ # incorrect _____

Listen and find the picture that answers the question:

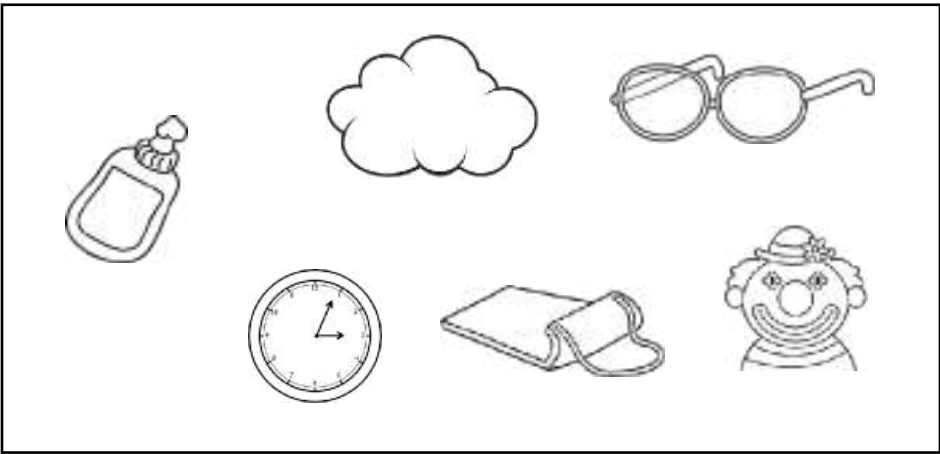
The towels dried quickly because she hung them on the line. Why did the towels dry?



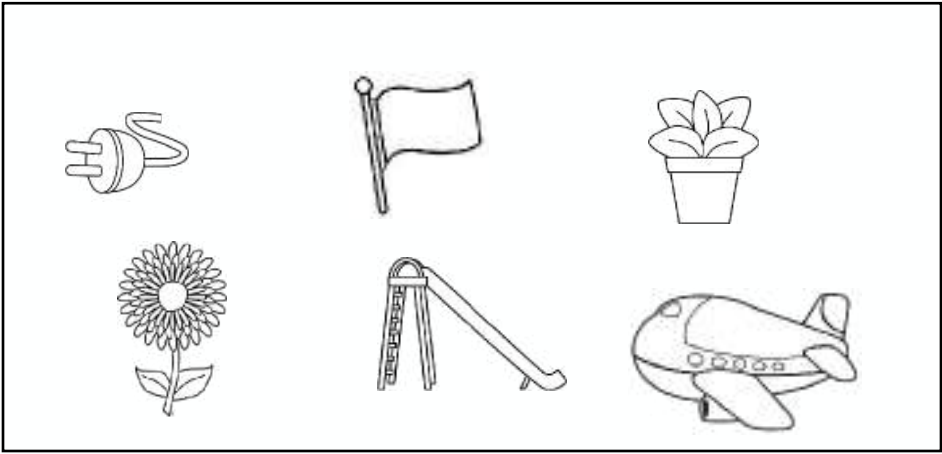
Match the pictures that start with the same letter



Colour all the pictures that start with: **cl**



Colour all the pictures that start with: **pl**



Trace each word then colour the correct picture:

bowl

A composite image showing a desk, an airplane, and a bowl.

fork

A composite image showing an airplane, a fork, and a truck.

truck

A composite image showing a truck, a desk, and an airplane.

plane

A composite image showing a bowl, a truck, and an airplane.

book skills data:
skill: _____
correct _____ # incorrect _____

sight word data: _____ read or find (circle one)
correct _____ # incorrect _____

Circle the word for each picture:

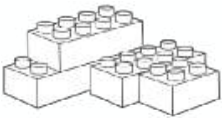



table
toy
truck



table
desk
plate



desk
fork
bowl



dress
trousers
shoes

Match the words:





they
desk
bowl
his
I

bowl
desk
I
his
they

plane
truck
they
his
desk





they
plane
desk
truck
his

Circle the blend that the picture starts with:

	pl	fl	sl
	cl	bl	fl
	sl	gl	pl
	gl	fl	pl

Listen and find the picture that answers the question:

Kids were loading the bus so the bus stopped. Why did the bus stop?



book skills data:
skill: _____
correct _____ # incorrect _____

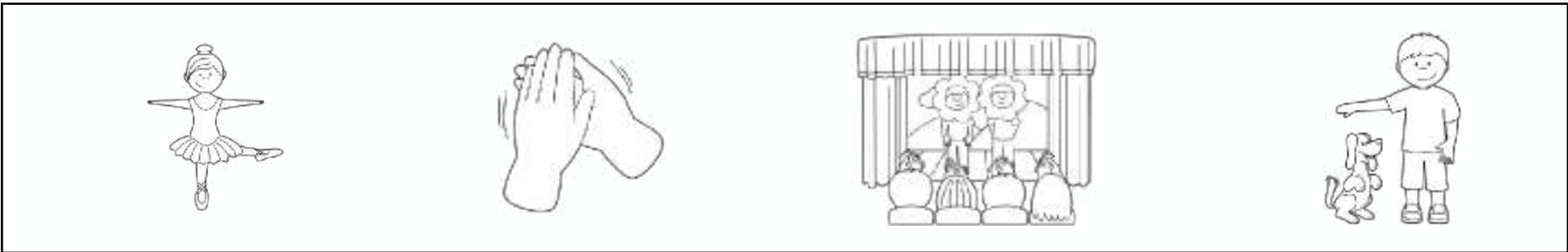
sight word data: _____ read or find (circle one)
correct _____ # incorrect _____

Spell the words:




they	<div><div></div><div></div><div></div><div></div></div>	his	<div><div></div><div></div><div></div></div>
I	<div><div></div></div>	fork	<div><div></div><div></div><div></div><div></div></div>

Listen and find the picture that answers the question:


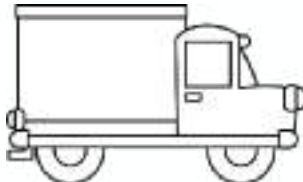
They clapped when the play was over. Why did they clap?



Fill in the blend for each picture:

	__ __ ower		__ __ ock		__ __ ug
---	------------	---	-----------	---	----------

Circle the word for each picture:

	
fork knife desk	table truck car

book skills data:

skill: _____

correct _____ # incorrect _____

sight word data: _____ read or find (circle one)

correct _____ # incorrect _____

Colour the words:

they



the	they	them
their	hey	they
they	they	two

desk



dark	dinner	desk
den	desk	desk
desk	dip	dent

Circle the picture that goes with each blend:



cl





pl






bl



gl



Circle the word for each picture:

	desk	plane	bowl	truck
	bowl	truck	fork	desk
	desk	bowl	plane	truck

book skills data:

skill: _____




correct _____ # incorrect _____

sight word data:

read or find (circle one)

correct _____ # incorrect _____

Match word to picture:







bowl

desk





plane

Colour all of the pictures that start with each blend:




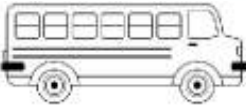


pl



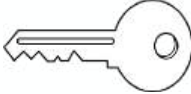
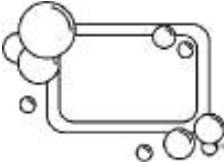




gl



Match the pictures that ends with the same letter or sound:





Write the word in each sentence:

bowl

I have a _____ of cereal.

My _____ is full.

The _____ is red.

book skills data:

skill: _____

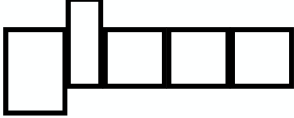
correct _____ # incorrect _____

sight word data: _____ read or find (circle one)

correct _____ # incorrect _____

Trace, write, colour, find, and fill in the word:

plane



plane

plane


plane


air	plane	plan
plane	plain	plane
hair	pin	plane


plane

The _____ is flying.

Fill in the blend for each picture:

 ____ ____ ous

 ____ ____ ue





 ____ ____ ed

Circle the word that goes with the picture:

Listen and find the picture that answers the question:

She felt happy that she bought a candy.
Why did she feel happy?



	desk	table	chair
	cup	plate	bowl
	plane	car	truck
	plane	truck	road

book skills data:

skill: _____

correct _____ # incorrect _____

sight word data: _____ read or find (circle one)

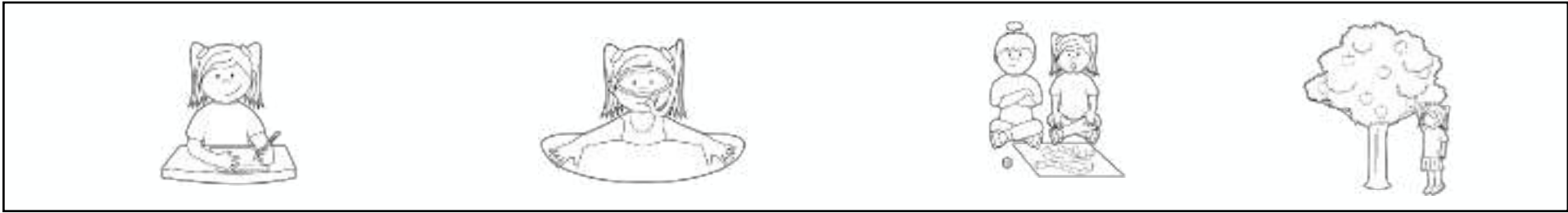
correct _____ # incorrect _____

Listen and find the picture that answers the question:


He felt proud when he sang the whole song. Why did he feel proud?



She felt tired after swimming all afternoon. Why did she feel tired?




Circle the word for each picture:



dog
cat
fish



table
desk
chair



hat
trousers
dress






plate
cup
bowl


Circle the blend that each picture starts with:



cp cl



br bl



pl pr

book skills data:

skill: _____

correct _____ # incorrect _____

sight word data: _____ read or find (circle one)

correct _____ # incorrect _____

I. Sight words:

circle one:

his desk fork I

plane bowl they truck

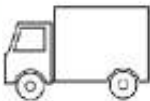
Read

Find

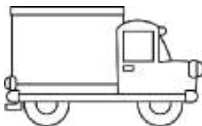
Tally correct and incorrect. Correct: _____ Incorrect: _____

2. Colour the picture for each word:

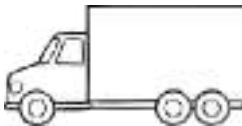
plane



desk



bowl



fork



truck




Unit 6

Post-test - Page 2


Name: _____

Date: _____


3.. Circle the blend that the picture starts with:




gl
bl
sl




pl
gl
fl




bl
sl
fl



sl
pl
fl



cl
sl
fl


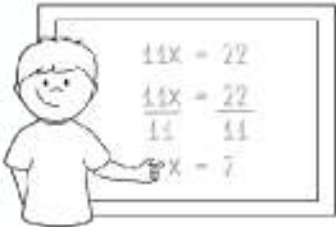




cl
pl
bl

4. Listening comprehension:





Listen and find the answer:

John felt proud he got all of the math problems correct.
Why did John feel proud?

Listen and find the answer:

Nancy gave the money when she bought her candy.
Why did she give her money?

Unit 6 Rubric & Grading Instructions

Name: _____ Date: _____ {circle one} Pre-test Post-test

	correct	incorrect	total possible
1. Read or find the sight words. Circle "read" or "find" based on the student's abilities. Count how many words they read/found correctly and incorrectly. Do each word one time.			8
2. Colour or circle the picture that goes with the word. Count each word as correct or incorrect.			5
3. Colour or circle the blend that the picture starts with. Count each picture as correct or incorrect. Count as correct if only the correct letter is coloured.			6
4. For listening comprehension, read the quote box out loud to the student. The student may indicate the answer to the question by saying the correct answer or pointing to the correct picture. Count as correct if the correct answer is said/pointed to within 3 seconds.			2
5. Book skill: say or point to the answer of "why" questions during a read aloud. Select a short book with a preferred topic. Let the student hold the book while the adult reads. Ask 5 'why' questions during the read aloud. The student may indicate the answer to the question by saying the correct answer or pointing to the correct picture in the book. Count as correct if the correct answer is said/pointed to within 3 seconds.			5
<div><h3>Analyzing the Errors:</h3><p>The pre-test is used as a baseline to see where the student is starting out before any instruction is given. Errors on the pre-test will be addressed through the unit activities. Errors on the post-test indicate that additional instruction or practice is needed. Every student learns at different rates! Here is where this student needs more work:</p></div>	total correct	total incorrect	* total correct divided by total possible times 100
	total possible 29	percentage *	

Error Numbers	Needs Practice on....	Suggested Activities
many errors on 1 & 2	still needs work on the current set of sight words	practice with flashcards, have the student write/trace the words each day, match pictures to words in independent work time
many errors on 3	still needs practice with l blends	make lists of l-blend words to practice with, make flashcards with pictures and sort words by blends, trace words with blends for homework or independent work, find blends in read aloud books
many errors on 4 & 5	still needs work on answering "why" questions in a read aloud or stand alone	practice 'why' questions within the classroom or community environment, provide picture options for answer, use the 'why' worksheets from the Wh- Mega Pack, work on emotions and cause/effect

Anchor Chart - Unit 7

Sight Words

bread milk at as
apple banana be with

Listening Comprehension



hear Wh-
question
& find answer



Phonics

R Blends

br fr
cr gr
dr tr

Book Skill



Say or point to the answer to wh-
questions during a read aloud.



Level 1.5

word flashcards:

bread

RC Level 1.5 Unit 7

apple

RC Level 1.5 Unit 7

milk

RC Level 1.5 Unit 7

banana

RC Level 1.5 Unit 7

at

RC Level 1.5 Unit 7

be

RC Level 1.5 Unit 7










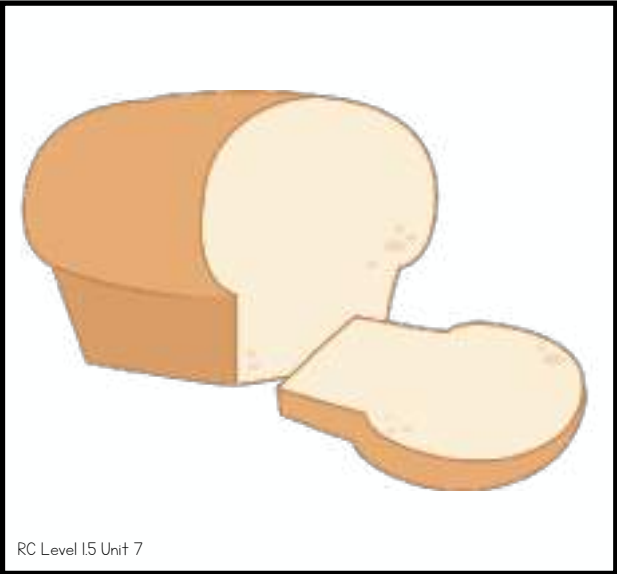

as

RC Level 1.5 Unit 7

with

RC Level 1.5 Unit 7

picture flashcards:



I. Sight words:

circle one:

bread	milk	at	as
apple	banana	be	with


Read

Find

Tally correct and incorrect. Correct: _____ Incorrect: _____

2. Colour the picture for each word:

bread



apple



milk



banana




Unit 7

Pre-test - Page 2

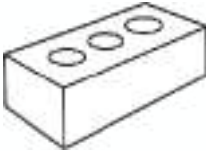
Name: _____

Date: _____


3.. Circle the blend that the picture starts with:




dr
br
tr




fr
br
dr




fr
tr
gr



gr
cr
br



fr
cr
gr









dr
cr
tr

4. Listening comprehension:







Listen and find the answer:

The chef cut the pizza with a big knife. What did he use to cut the pizza?

Listen and find the answer:

We put the pizza in the oven. Where did we put the pizza?


Unit 7 Rubric & Grading Instructions

Name: _____ Date: _____ {circle one} Pre-test Post-test


	correct	incorrect	total possible
1. Read or find the sight words. Circle read or find based on the student's abilities. Count how many words they read/found correctly and incorrectly. Do each word one time.			8
2. Colour or circle the picture that goes with the word. Count each word as correct or incorrect.			4
3. Colour or circle the blend that the picture starts with. Count each picture as correct or incorrect. Count as correct if only the correct letter is coloured.			6
4. For listening comprehension, read the quote box out loud to the student. The student may indicate the answer to the question by saying the correct answer or pointing to the correct picture. Count as correct if the correct answer is said/pointed to within 3 seconds.			2
5. Book skill: say or point to the answer of "wh-" questions during a read aloud. Select a short book with a preferred topic. Let the student hold the book while the adult reads. Ask 5 'wh-' questions during the read aloud. The student may indicate the answer to the question by saying the correct answer or pointing to the correct picture in the book. Count as correct if the correct answer is said/pointed to within 3 seconds.			5
<div><h3>Analyzing the Errors:</h3><p>The pre-test is used as a baseline to see where the student is starting out before any instruction is given. Errors on the pre-test will be addressed through the unit activities. Errors on the post-test indicate that additional instruction or practice is needed. Every student learns at different rates! Here is where this student needs more work:</p></div>	total correct	total incorrect	* total correct divided by total possible times 100
	total possible 25	percentage *	

Error Numbers	Needs Practice on....	Suggested Activities
many errors on 1 & 2	still needs work on the current set of sight words	practice with flashcards, have the student write/trace the words each day, match pictures to word in independent work time
many errors on 3	still needs practice with r blends	make lists of r-blend words to practice with, make flashcards with pictures and sort words by blends, trace words with blends for homework or independent work, find blends in read aloud books
many errors on 4 & 5	still needs work on answering all wh- questions in a read aloud or stand alone	practice mixing up 'wh' questions within the classroom or community environment, provide picture options for answer, use the worksheets from the Wh- Mega Pack, build in variety of types of questions on one topic


Match word to picture:



milk




bread




apple


bread




apple





banana



Trace, write, colour, find, and fill in the word:








at

at	at	and
ate	are	at
as	am	as

at


We are _____
the airport.

Circle the blend that each picture starts with:




br

cr



cr

pr



tr

gr

book skills data:


skill: _____


correct _____ # incorrect _____


sight word data: _____ read or find (circle one)


correct _____ # incorrect _____


Trace in the blends for each word:


 drum

 crash

 fries

 truck

 broom


 grass

Listen and find the picture that answers the question:


Jack left his backpack in the living room. Where did he leave his backpack?




Colour the word for each picture:




banana	apple	pear
--------	-------	------



water	milk	apple
-------	------	-------



banana	grapes	apple
--------	--------	-------



fork	bread	milk
------	-------	------

Colour the words:

at

am	are	at
ate	as	at
and	are	at

be

been	be	best
be	bear	ear
bee	be	beat

book skills data:

skill: _____

correct _____ # incorrect _____

sight word data: _____ read or find (circle one)

correct _____ # incorrect _____

Trace each word then colour the correct picture:

milk


apple

bread

banana

Listen and find the picture that answers the question:

He felt excited that he caught the ball. Why was he excited?



Write the word in each sentence:


bread

Please buy _____.


Get _____ for the sandwich.

He needs _____.

Colour all the pictures that start with: **cr**















Colour all the pictures that start with: **fr**



book skills data:
skill: _____
correct _____ # incorrect _____




sight word data: _____ read or find (circle one)
correct _____ # incorrect _____

Colour the picture for each word:


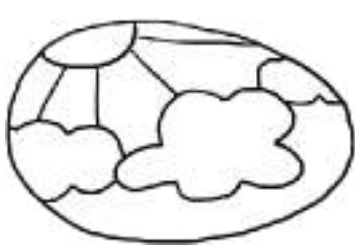
bread				
milk				
banana				

Match the picture the blend:

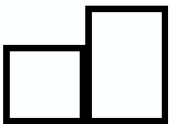



Listen and find the picture that answers the question:

	tr
	gr
	br

He went to his grandma's house in the morning.
When did he go to his grandma's house?

	
---	---

Spell the words:

at		as	
be		with	

book skills data:

skill: _____

correct _____ # incorrect _____

sight word data: _____ read or find (circle one)

correct _____ # incorrect _____

Circle the word for each picture:



apple

milk

banana

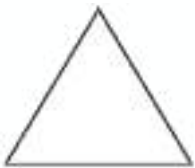


bread

grapes

banana

Circle the blend that each picture starts with:



br

tr



cr

tr



gr

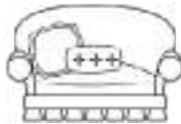
dr

Listen and find the picture that answers the question:

He left out the butter on the table.
What did he leave out?

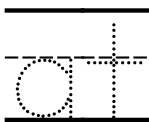


Adam left his book on the couch. Where did he leave his book?



Trace, colour, and write the words:

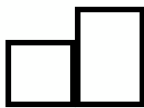
at



AT

at

at



book skills data:

skill: _____


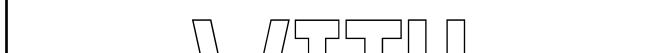
correct _____ # incorrect _____

sight word data:





read or find (circle one)

correct _____ # incorrect _____

Trace, colour, and write the words:

with		WITH
with	with	

Circle the blend that the picture starts with:

	fr	br	gr
	dr	fr	tr
	cr	fr	tr
	fr	gr	br

Listen and find the picture that answers the question:

She put the clothes on the hanger. What did she put the on?

A collection of six line drawings of common household items. In the top left is a kitchen sink with a faucet. In the top right is a rectangular laundry basket with a grid of holes. In the center is a steam iron with its cord. In the bottom left is an ironing board with a flat top and a folding stand. In the bottom right is a clothes hanger. At the very bottom center is a rectangular sponge with small circles on its surface.

Trace each word then colour the correct picture:

The image consists of four rectangular panels, each containing a label and several line drawings of food items. The labels are: 'milk', 'bread', 'apple', and 'bread'. The drawings include: an apple, a milk carton, a loaf of bread, a slice of bread, a banana, a bag of bread, and a glass of milk.

book skills data:

skill: _____




correct _____ # incorrect _____

sight word data:

read or find (circle one)

correct _____ # incorrect _____

Match word to picture:



bread


milk

banana

banana




apple

milk






Colour all of the pictures that start with each blend:

tr





dr



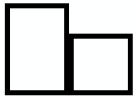
Listen and find the picture that answers the question:

The girl usually walks her dog in the evening.
When does she walk her dog?



Trace, write, colour, find, and fill in the word:

be



been	be	bet
be	be	eat
bee	been	be

be

We will _____
there in a minute.

book skills data:

skill: _____




correct _____ # incorrect _____

sight word data: _____ read or find (circle one)

correct _____ # incorrect _____

Match word to picture:





Colour all of the pictures that start with each blend







banana

apple

bread





Write the word in each sentence:

apple





The _____ is green.

I want an _____ .



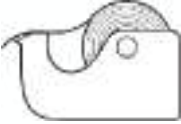



Please cut the _____ .

Listen and find the picture that answers the question:

The boys got in trouble for fighting. Why did they get in trouble?



The only thing I am missing is tape. What am I missing?



book skills data:

skill: _____

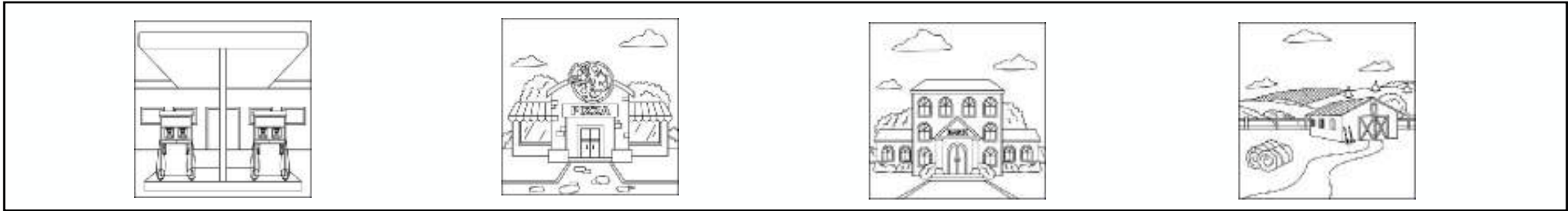
correct _____ # incorrect _____

sight word data: _____ read or find (circle one)

correct _____ # incorrect _____

Listen and find the picture that answers the question:

My family went for dinner to the pizza restaurant. Where did we go to dinner?



Circle the picture that goes with each blend:

gr

br

fr

gr

Match word to picture:

Trace and write each word:

milk

apple

banana

bread

as	as	
at	at	
be	be	
with	with	

book skills data:

skill: _____

correct _____ # incorrect _____

sight word data:

read or find (circle one)

correct _____ # incorrect _____

Colour the words:

as

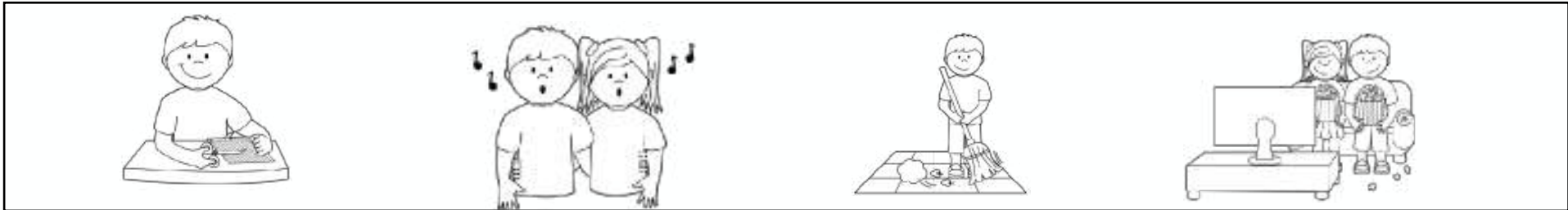
are	and	as
as	ask	the
am	as	as

with


with	will	with
win	with	on
wing	the	with

Listen and find the picture that answers the question:


After school, the kids watched a movie. What did they do?




Circle the blend that the picture starts with:



trgr




frcr




trbr


Circle the word for each picture:



applebreadbanana**milk**



bananaapple**milk**bread



apple**spoon****bread****milk**

book skills data:





skill: _____

correct _____ # incorrect _____

sight word data: _____ read or find (circle one)

correct _____ # incorrect _____

Match word to picture:



milk


banana

bread



apple

Listen and find the picture that answers the question:

Mum used the frying pan to cook us dinner. What did she use to cook dinner?



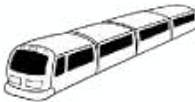


Trace in the blends for each word:



dragon

broom

drill

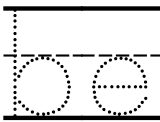




drum

crown

train

Trace, colour, and write the words:

be		BE
	be	

book skills data:

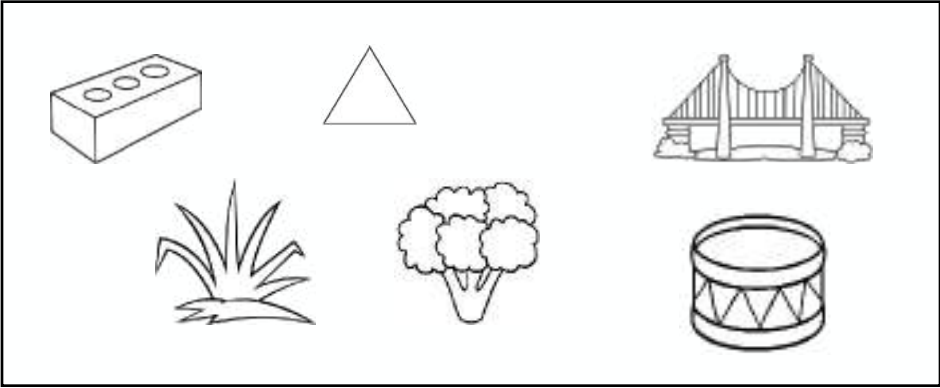
skill: _____

correct _____ # incorrect _____


sight word data: _____ read or find (circle one)

correct _____ # incorrect _____

Colour all the pictures that start with: **br**




Colour all the pictures that start with: **cr**



Listen and find the picture that answers the question:

He felt proud when he sang the whole song. Why did he feel proud?



Trace, colour, and write the words:

as		AS
with	with	
be		BE
as	as	

Circle the word for each picture:

table
chair
desk

plate
bowl
fork

spoon
fork
knife

car
plane
truck

book skills data:

skill: _____

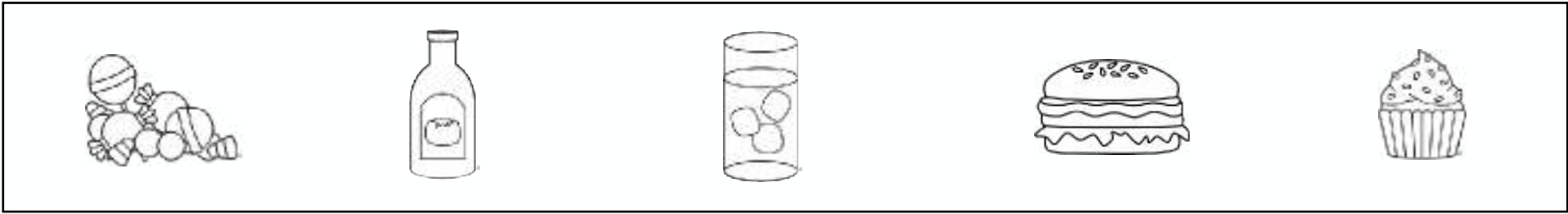
correct _____ # incorrect _____

sight word data: _____ read or find (circle one)









correct _____ # incorrect _____

Listen and find the picture that answers the question:

His dad asked her to pass the ketchup. What did he ask her to pass?



Fill in the words with: **br** or **tr**

 ____ush	 ____ead	 ____iangle	 ____ophy
 ____ain	 ____uck	 ____oom	 ____ocoli

Write the word in each sentence:













with

I am _____ my brother.

I like bread _____ butter.

They are _____ the dog.

Colour the picture for each word:

bread				
milk				
bread				

book skills data:

skill: _____

correct _____ # incorrect _____

sight word data: _____ read or find (circle one)


correct _____ # incorrect _____

Listen and find the picture that answers the question:

Sam went to meet his friends at the movie theater. Where did he meet his friends?




Circle the blend that each picture starts with:



gr
br




br
tr




fr
gr

Circle the word for each picture:



banana apple grapes



bread milk water

Trace, write, colour, find, and fill in the word:

as □□ as as

as

ate	as	am
are	as	a
as	as	and

I will do _____
you ask.

book skills data:





skill: _____

correct _____ # incorrect _____

sight word data: read or find (circle one)

correct _____ # incorrect _____

Match word to picture:



milk

bread

banana

apple

Colour the words:


bread

bread	bee	been
bed	bread	bed
be	bam	bread


milk

milk	me	mill
milk	mum	mix
will	milk	milk


Fill in the blend for each picture:



__ __ um








__ __ ib



__ __ rill

Listen and find the picture that answers the question:

The next holiday is Thanksgiving. What is the next holiday?



book skills data:

skill: _____

correct _____ # incorrect _____

sight word data: _____ read or find (circle one)

correct _____ # incorrect _____

Write the word in each sentence:

at


I am _____ the store.

My teacher is _____ home.





Look _____ me.

Listen and find the picture that answers the question:




Jessica was excited to meet new friends. Why was Jessica excited?



Match word for each picture:

	shoes	trousers	socks
	shirt	trousers	dress
	car	bus	plane
	dog	bird	cat

Circle the blend that each picture starts with:

	fr	fl
	br	bl
	cl	cr

book skills data:


skill: _____

correct _____ # incorrect _____

sight word data: _____ read or find (circle one)

correct _____ # incorrect _____

Match word to picture:




apple


banana


bread

milk





apple






bread






Listen and find the picture that answers the question:

The neighbor asked to borrow a shovel. What did he ask to borrow?




Circle the blend that the picture starts with:




dr

dl



cr

tr



gl

gr

Write the word in each sentence:

as

I am _____ old as him.

It is cold _____ ice.

I may go _____ well.

book skills data:

skill: _____


correct _____ # incorrect _____

sight word data: _____ read or find (circle one)

correct _____ # incorrect _____

Trace, write, colour, find, and fill in the word:

with



With

with




with

with	went	where
we	with	win
with	wing	with

with

I am _____ them.

Match the picture the blend:



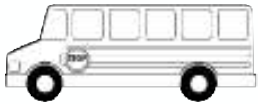


dr

cr

br

Match word to picture:



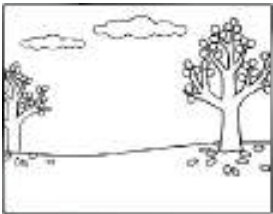
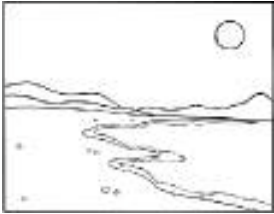
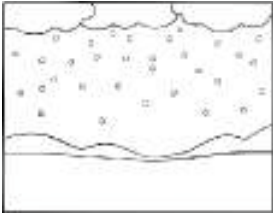
spoon

plate

bus

Listen and find the picture that answers the question:




Grandpa always came to visit in the summer.
When did grandpa come to visit?



banana

apple

bread



book skills data:


skill: _____

correct _____ # incorrect _____

sight word data: _____ read or find (circle one)

correct _____ # incorrect _____

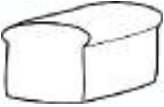
Circle the word for each picture:



banana

apple


grapes



cereal

bread


milk



milk

truck

bowl




meat

banana

berry

Trace, write, colour, find, and fill in the word:

be



be

be

be	she	be
been	the	beast
best	be	he

be

I will _____
good.

Listen and find the picture that answers the question:

He put his bottle of glue on the table. What did he put on the table?












Fill in the blend for each picture:

 ____ ____ agon

 ____ ____ actor

 ____ ____ ies

book skills data:

skill: _____






correct _____ # incorrect _____

sight word data: _____ read or find (circle one)


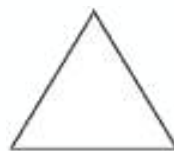


correct _____ # incorrect _____

Colour all of the pictures that start with each blend:

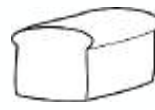



cr



tr

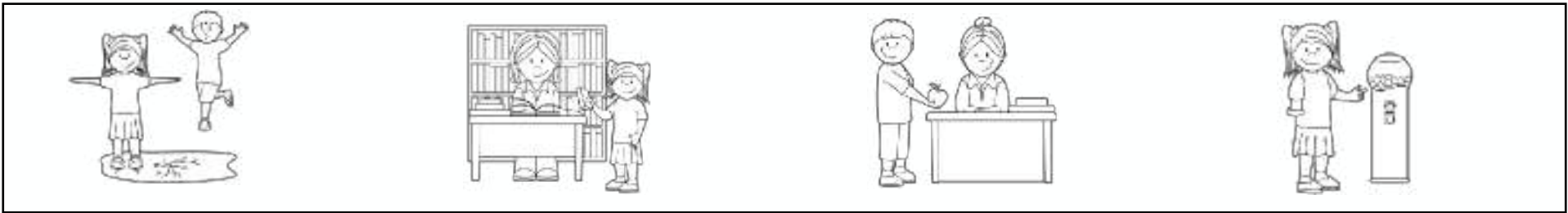


gr







Listen and find the picture that answers the question:

She felt happy to get bubble gum. Why did she feel happy?







Trace each word then colour the correct picture:





milk






apple



banana



apple



Write the word in each sentence:

milk

I have _____ with cereal.

My glass of _____ is full.

I want more _____.

book skills data:
skill: _____
correct _____ # incorrect _____

sight word data: _____ read or find (circle one)
correct _____ # incorrect _____

I. Sight words:

circle one:

bread milk at as

















apple banana be with

Read


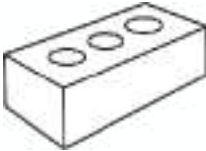




Find

Tally correct and incorrect. Correct: _____ Incorrect: _____

2. Colour the picture for each word:

bread				
				
				
				

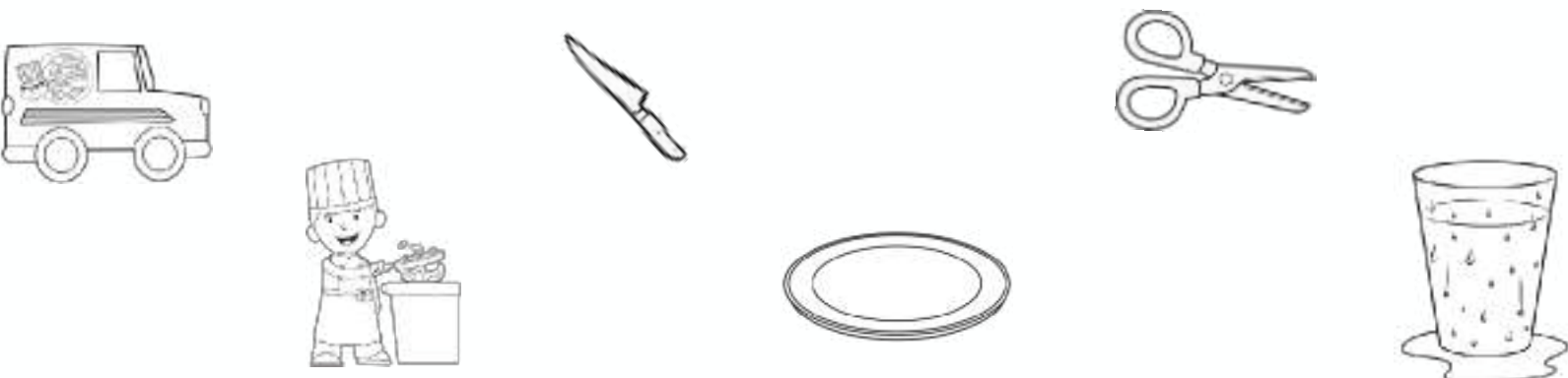
3.. Circle the blend that the picture starts with:

	<div>dr</div> <div>br</div> <div>tr</div>		<div>fr</div> <div>br</div> <div>dr</div>		<div>fr</div> <div>tr</div> <div>gr</div>
	<div>gr</div> <div>cr</div> <div>br</div>		<div>fr</div> <div>cr</div> <div>gr</div>		<div>dr</div> <div>cr</div> <div>tr</div>

4. Listening comprehension:

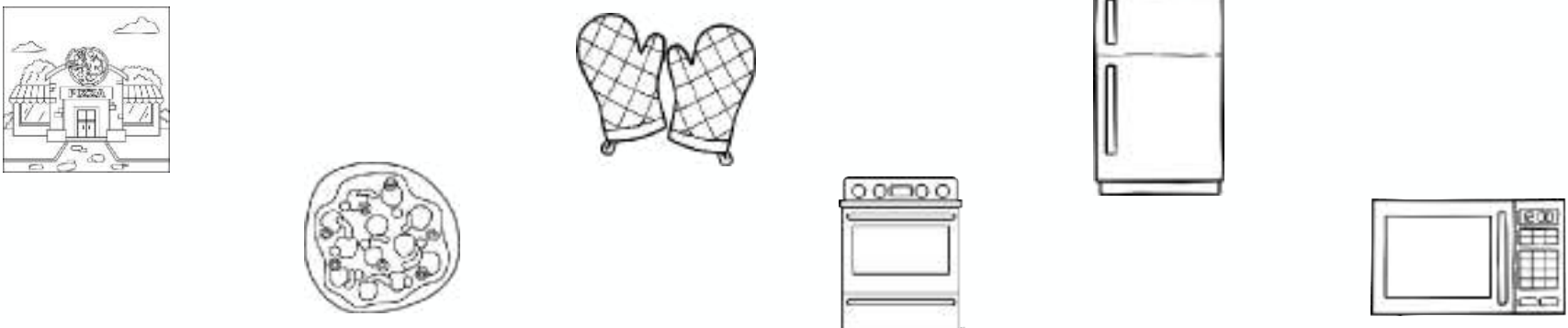
Listen and find
the answer:

The chef cut the pizza with a big knife. What did he use
to cut the pizza?



Listen and find
the answer:

We put the pizza in the oven. Where did we put the
pizza?



Unit 7 Rubric & Grading Instructions

Name: _____ Date: _____ {circle one} Pre-test Post-test

	correct	incorrect	total possible
1. Read or find the sight words. Circle read or find based on the student's abilities. Count how many words they read/found correctly and incorrectly. Do each word one time.			8
2. Colour or circle the picture that goes with the word. Count each word as correct or incorrect.			4
3. Colour or circle the blend that the picture starts with. Count each picture as correct or incorrect. Count as correct if only the correct letter is coloured.			6
4. For listening comprehension, read the quote box out loud to the student. The student may indicate the answer to the question by saying the correct answer or pointing to the correct picture. Count as correct if the correct answer is said/pointed to within 3 seconds.			2
5. Book skill: say or point to the answer of "wh-" questions during a read aloud. Select a short book with a preferred topic. Let the student hold the book while the adult reads. Ask 5 'wh-' questions during the read aloud. The student may indicate the answer to the question by saying the correct answer or pointing to the correct picture in the book. Count as correct if the correct answer is said/pointed to within 3 seconds.			5
<div>Analyzing the Errors: The pre-test is used as a baseline to see where the student is starting out before any instruction is given. Errors on the pre-test will be addressed through the unit activities. Errors on the post-test indicate that additional instruction or practice is needed. Every student learns at different rates! Here is where this student needs more work:</div>	total correct	total incorrect	* total correct divided by total possible times 100
	total possible 25	percentage *	

Error Numbers	Needs Practice on....	Suggested Activities
many errors on 1 & 2	still needs work on the current set of sight words	practice with flashcards, have the student write/trace the words each day, match pictures to word in independent work time
many errors on 3	still needs practice with r blends	make lists of r-blend words to practice with, make flashcards with pictures and sort words by blends, trace words with blends for homework or independent work, find blends in read aloud books
many errors on 4 & 5	still needs work on answering all wh- questions in a read aloud or stand alone	practice mixing up 'wh' questions within the classroom or community environment, provide picture options for answer, use the worksheets from the Wh- Mega Pack, build in variety of types of questions on one topic

Anchor Chart - Unit 8

Sight Words

cereal or grapes have
water orange this from

Listening Comprehension




hear Wh-
question
& find answer

Phonics

Digraphs

sh th
ch wh

Book Skill



Say or point to the answer to wh-
questions during a read aloud.



Level 1.5

word flashcards:

cereal

RC Level 1.5 Unit 8

water

RC Level 1.5 Unit 8

or

RC Level 1.5 Unit 8

orange

RC Level 1.5 Unit 8

grapes

RC Level 1.5 Unit 8

this

RC Level 1.5 Unit 8

have

RC Level 1.5 Unit 8

from

RC Level 1.5 Unit 8

picture flashcards:



RC Level 1.5 Unit 8



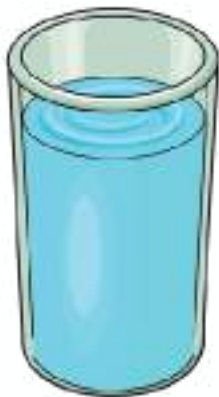
RC Level 1.5 Unit 8



RC Level 1.5 Unit 8



RC Level 1.5 Unit 8




RC Level 1.5 Unit 8



RC Level 1.5 Unit 8




RC Level 1.5 Unit 8



RC Level 1.5 Unit 8



RC Level 1.5 Unit 8



RC Level 1.5 Unit 8



RC Level 1.5 Unit 8



RC Level 1.5 Unit 8

I. Sight words:

circle one:

cereal or grapes have

water orange this from

Read

Find

Tally correct and incorrect. Correct: _____ Incorrect: _____

2. Colour the picture for each word:

cereal



water









orange



grapes



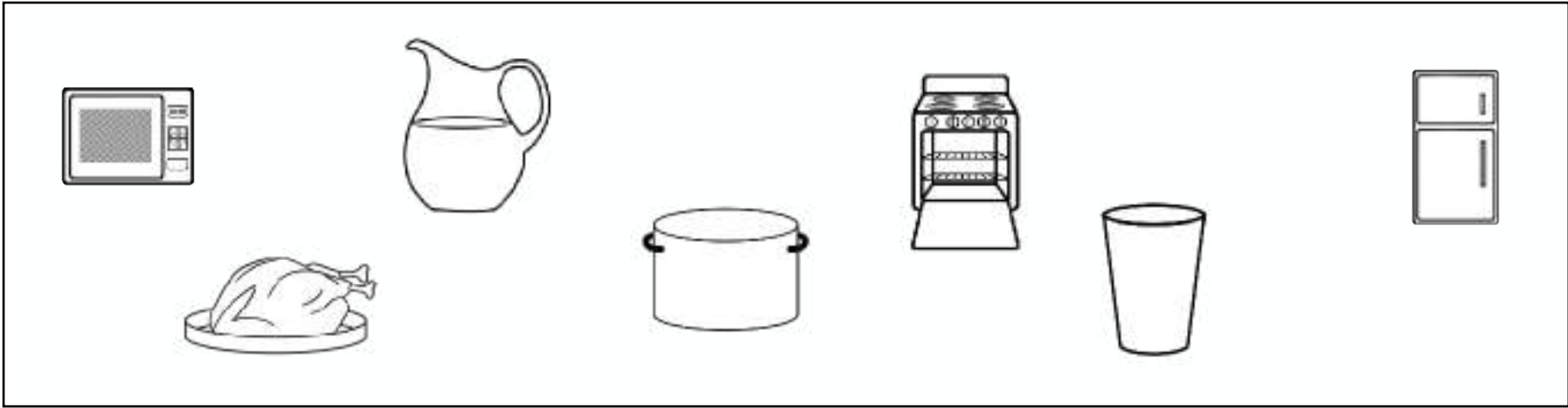
3. Circle the digraph that the picture starts with:

	<div>sh</div> <div>ch</div> <div>th</div>		<div>wh</div> <div>th</div> <div>sh</div>		<div>wh</div> <div>th</div> <div>ch</div>
	<div>th</div> <div>ch</div> <div>wh</div>		<div>ch</div> <div>sh</div> <div>th</div>		<div>sh</div> <div>wh</div> <div>ch</div>

4. Listening comprehension:


Listen and find the answer:

Jill left the water pitcher in the backyard. What did she leave in the backyard?



Listen and find the answer:

Bob felt upset that he broke the window. Why did he feel upset?



Unit 8 Rubric & Grading Instructions


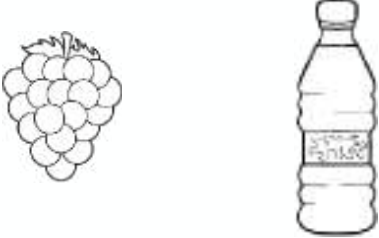
Name: _____ Date: _____ {circle one} Pre-test Post-test

	correct	incorrect	total possible
1. Read or find the sight words. Circle "read" or "find" based on the student's abilities. Count how many words they read/found correctly and incorrectly. Do each word one time.			8
2. Colour or circle the picture that goes with the word. Count each word as correct or incorrect.			4
3. Colour or circle the digraph that the picture starts with. Count each picture as correct or incorrect. Count as correct if only the correct letter is coloured.			6
4. For listening comprehension, read the quote box out loud to the student. The student may indicate the answer to the question by saying the correct answer or pointing to the correct picture. Count as correct if the correct answer is said/pointed to within 3 seconds.			2
5. Book skill: say or point to the answer of "wh-" questions during a read aloud. Select a short book with a preferred topic. Let the student hold the book while the adult reads. Ask 5 'wh-' questions during the read aloud. The student may indicate the answer to the question by saying the correct answer or pointing to the correct picture in the book. Count as correct if the correct answer is said/pointed to within 3 seconds.			5
<div><h3>Analyzing the Errors:</h3><p>The pre-test is used as a baseline to see where the student is starting out before any instruction is given. Errors on the pre-test will be addressed through the unit activities. Errors on the post-test indicate that additional instruction or practice is needed. Every student learns at different rates! Here is where this student needs more work:</p></div>	total correct	total incorrect	* total correct divided by total possible times 100
	total possible 25	percentage *	



Error Numbers	Needs Practice on....	Suggested Activities
many errors on 1 & 2	still needs work on the current set of sight words	practice with flashcards, have the student write/trace the words each day, match pictures to word in independent work time
many errors on 3	still needs practice digraphs	make lists of digraph words to practice with, make flashcards with pictures and sort words by digraphs, trace words with digraphs for homework or independent work, find digraphs in read aloud books
many errors on 4 & 5	still needs work on answering all wh- questions in a read aloud or stand alone	practice mixing up 'wh' questions within the classroom or community environment, provide picture options for answer, use the worksheets from the Wh- Mega Pack, build in variety of types of questions on one topic

Trace each word then colour the correct picture:



grapes





cereal




water



orange




Circle the digraph that the picture starts with:




th

sh



ch

sh





th


wh


Listen and find the picture that answers the question:

On the field trip, my favourite part was the penguin exhibit. What was my favourite part?









Write the word in each sentence:

this

I think _____ tastes good.

I don't like _____ .

I made _____ for you.

book skills data:

skill: _____

correct _____ # incorrect _____

sight word data: _____ read or find (circle one)

correct _____ # incorrect _____

Colour the words:


this


this	they	them
their	this	they
this	they	this


have


have	has	has
hate	have	are
have	have	as


Trace in the digraph for each word:


 shoe

 cheese




 thermometer

 wheel

 chair




 shovel

Match word to picture:



grapes
cereal
orange

orange
grapes
water



book skills data:

skill: _____


correct _____ # incorrect _____

sight word data:

read or find (circle one)

correct _____ # incorrect _____


Circle the word for each picture:



orange

grapes


water



orange

water

grapes




grapes

cereal

orange

Trace, write, colour, find, and fill in the word:

this



this

this





the	then	this
thin	this	the
thing	this	there

this

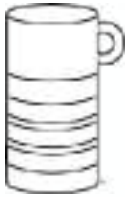
I saw _____
yesterday.

Listen and find the picture that answers the question:

My brother bought me new shoes. What did he buy you?




Circle the digraph that the picture starts with:



th

sh



ch

wh

book skills data:

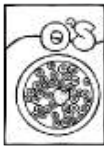











skill: _____

correct _____ # incorrect _____

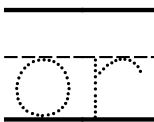

sight word data: _____ read or find (circle one)

correct _____ # incorrect _____

Colour the picture for each word:






grapes				
cereal				
orange				

Trace, colour, and write the words:




or		OR
or	or	

Listen and find the picture that answers the question:

Tim gave his money to the checkout assistant. Who did he give his money to?

				
---	---	--	---	---

Circle the digraph that the picture starts with:

 <div>shch</div>	 <div>thwh</div>	 <div>chsh</div>
---	---	---

book skills data:

skill: _____

correct _____ # incorrect _____

sight word data: _____ read or find (circle one)

correct _____ # incorrect _____

Circle the word for each picture:



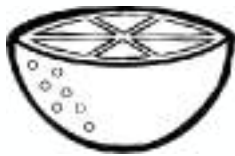
grapes cereal water



water cereal orange

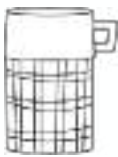



water spoon orange



cereal orange water

Colour all the pictures
that start with: **sh**



Colour all the pictures
that start with: **ch**



Trace and write each word:

this

this

or

or

have

have

from

from


grape


grapes


book skills data:
skill: _____
correct _____ # incorrect _____


sight word data: _____ read or find (circle one)
correct _____ # incorrect _____


Trace in the digraphs for each word:


 chicken

 whale

 whisk


 chocolate


 shoe


 thermos


Listen and find the picture that answers the question:


He was so tired after walking his dog all over the neighborhood. What was he doing?















Match word to picture:


 grapes


 water

 orange

Circle the digraph that the picture starts with:







ch	sh	wh
th	wh	ch
sh	ch	th

book skills data:
skill: _____
correct _____ # incorrect _____

sight word data: _____ read or find (circle one)
correct _____ # incorrect _____

Write the word in each sentence:


from

The card is _____ him.

She fell _____ the tree.

I heard _____ you.

Circle the digraph that each picture starts with:



ch

sh



wh

ch

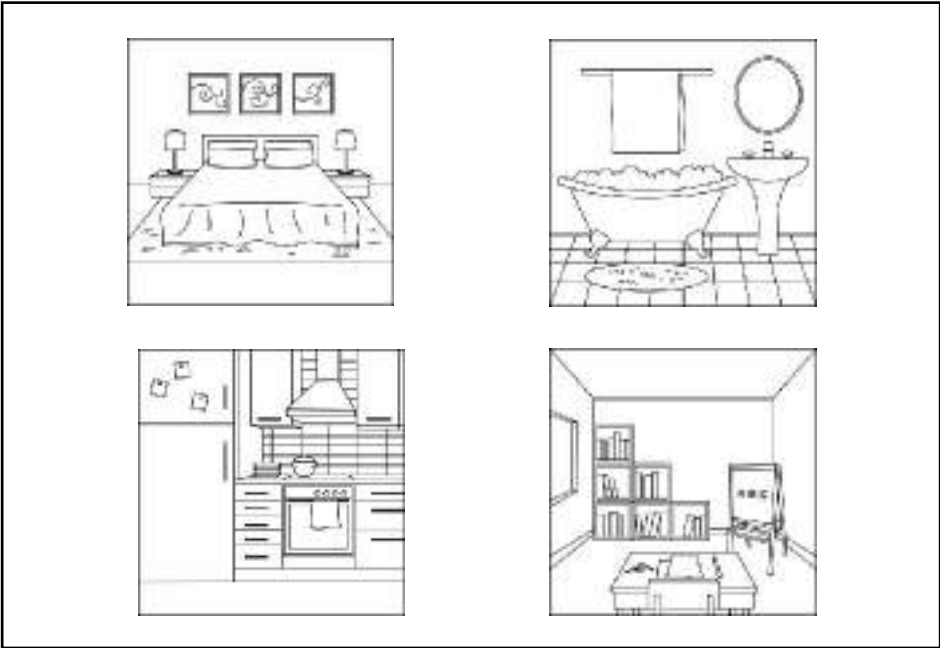


th

wh

Listen and find the picture that answers the question:

My chore is to clean the bathroom. Where do I need to clean?



Circle the word for each picture:



grapes

milk

banana

orange




orange

milk

cereal

grapes



water

grapes

orange

spoon

book skills data:


skill: _____

correct _____ # incorrect _____

sight word data: _____ read or find (circle one)


correct _____ # incorrect _____

Match word to picture:





orange

grapes



water

cereal



Listen and find the picture that answers the question:


We went trick or treating on October 31. When did we go trick or treating?



The party ended at night. When did the party end?




Circle the digraph that each picture starts with:




ch

sh



sh

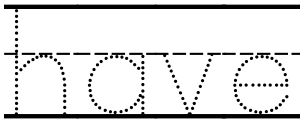


ch



wh

ch

Trace, colour, and write the words:

have		HAVE
	have	

book skills data:

skill: _____

correct _____ # incorrect _____






sight word data:

read or find (circle one)






correct _____ # incorrect _____

Colour all of the pictures that start with each digraph:






sh






ch



wh



Match word to picture:



orange

cereal

water

Colour the words:




from

from	of	from
off	from	for
from	forgot	fix
for	from	from

grapes

orange

water



or

are	of	or
or	ask	for
or	or	off
of	are	or

book skills data:

skill: _____

correct _____ # incorrect _____

sight word data: _____ read or find (circle one)

correct _____ # incorrect _____

Match the picture the digraph:



sh

th


wh

Listen and find the picture that answers the question:

After school, we went to the grocery store.
Where did we go?



Trace, write, colour, find, and fill in the word:

have 




have	has	had
he	him	have
have	him	have

have





We _____ gone there before.

Trace each word then colour the correct picture:




water






grapes



cereal



orange



book skills data:

skill: _____


correct _____ # incorrect _____

sight word data: _____ read or find (circle one)


correct _____ # incorrect _____


Listen and find the picture that answers the question:


The kids were talking outside of the lockers. Where were they talking?




Fill in the digraph for each picture:

 _ _ isk


 _ _ oe

 _ _ ale


Circle the word for each picture:




boy
spoon
fork



boat
truck
car

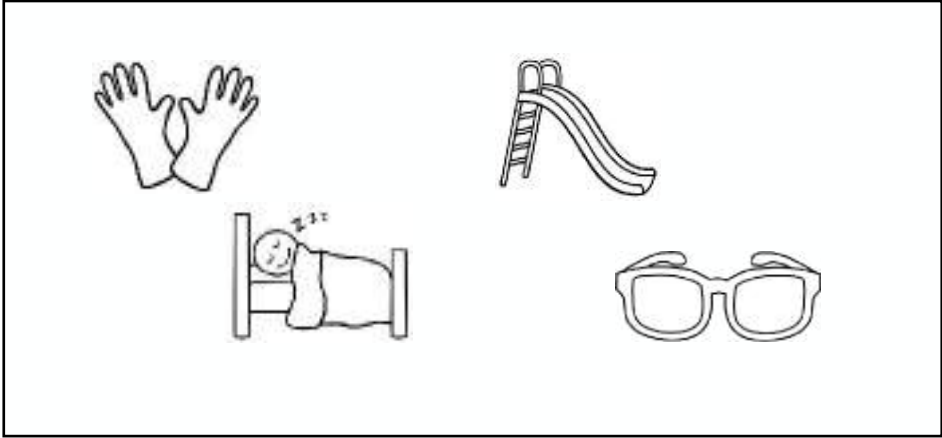


plane
truck
cloud




chest
desk
chair

Colour all the pictures that start with: **gl**



Colour all the pictures that start with: **fl**



book skills data:




skill: _____

correct _____ # incorrect _____

sight word data: _____ read or find (circle one)

correct _____ # incorrect _____

Match word to picture:





water

orange

grapes

Circle the digraph that the picture starts with:

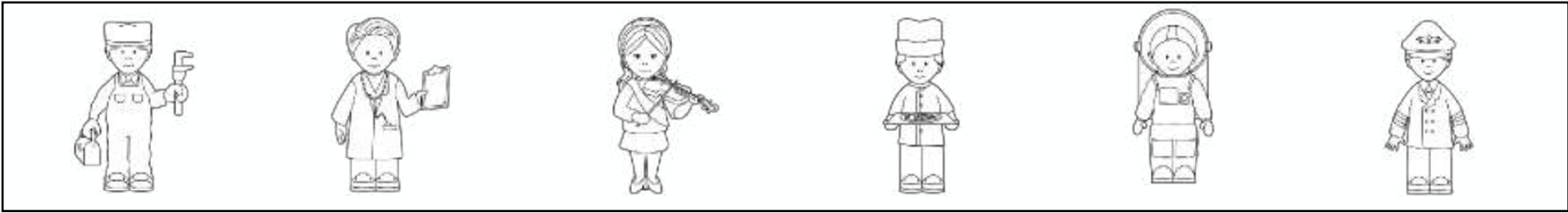


thsh


thsh


Listen and find the picture that answers the question:


The pilot came out to greet us after the flight. Who came out to greet us?



Fill in the digraph for each picture:

 _ _ erry

 _ _ eel

 _ _ eep

Write the word in each sentence:

from

We came _____ the gym.

I can hide _____ you.

He works _____ home.

book skills data:

skill: _____

correct _____ # incorrect _____









sight word data: _____ read or find (circle one)

correct _____ # incorrect _____








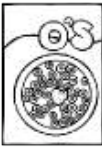








Spell the words:

this	<div><div></div><div></div><div></div><div></div></div>	from	<div><div></div><div></div><div></div><div></div></div>
have	<div><div></div><div></div><div></div><div></div></div>	water	<div><div></div><div></div><div></div><div></div><div></div></div>

Fill in the words with: **ch** or **wh**

 ____ erry	 ____ eel	 ____ air	 ____ isk
 ____ istle	 ____ icken	 ____ ale	 ____ icken

Trace each word then colour the correct picture:

water	orange	grapes	cereal
<div></div> <div></div>	<div></div> <div></div>	<div></div> <div></div>	<div></div> <div></div>

book skills data:





skill: _____

correct _____ # incorrect _____





sight word data: _____ read or find (circle one)

correct _____ # incorrect _____

Circle the word for each picture:

	chair	table	bowl
	cup	ball	bowl
	car	chair	couch
	bowl	plate	table

Circle the digraph that the picture starts with:

	sh	wh	th
	wh	ch	sh
	sh	th	wh
	th	ch	sh

Listen and find the picture that answers the question:

Jaclyn felt excited to buy some candy. Why did she feel excited?

			
---	---	---	---

Write the word in each sentence:

or

I like apples ____ bananas.

Is it hot ____ cold?

It is now ____ never.

book skills data:

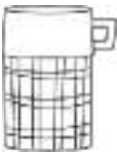
skill: _____

correct _____ # incorrect _____

sight word data: _____ read or find (circle one)


correct _____ # incorrect _____

Circle the digraph that the picture starts with:




th

ch



sh

ch





th


ch


Listen and find the picture that answers the question:

I shoveled the walkway in front of school. Where did I shovel?











Match the words:


Match word to picture:




grapes



orange



bowl



spoon

this

have

from

water

or

from

water

or

this

have

cereal

water

this

orange

grapes

this

orange

cereal

grapes

water

book skills data:

skill: _____

correct _____ # incorrect _____

sight word data: _____ read or find (circle one)

correct _____ # incorrect _____

Trace, write, colour, find, and fill in the word:

from

from

from


for	from	of
from	forgot	off
for	from	of


from


We are _____ the city.


Colour the picture for each word:

cereal













grapes













water












Circle the picture that goes with each digraph:


sh






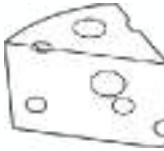
ch





wh





book skills data:

skill: _____

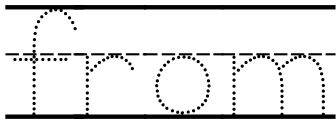

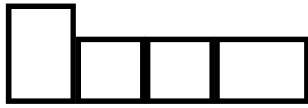
correct _____ # incorrect _____

sight word data:




read or find (circle one)

correct _____ # incorrect _____

Trace, colour, and write the words:




from		FROM
	from	

Circle the digraph that each picture starts with:





 <div>wh th</div>	 <div>th sh</div>	 <div>ch sh</div>
---	---	---

Listen and find the picture that answers the question:

Joe spent the afternoon swimming. What did he do all afternoon?



Match word to picture:

	water
cereal	
grapes	orange
	

book skills data:


skill: _____

correct _____ # incorrect _____


sight word data: _____ read or find (circle one)

correct _____ # incorrect _____


Circle the digraph that each picture starts with:



shsl



wlwh




chcr

Write the word in each sentence:


water

The _____ is cold.


Match the picture the digraph:



ch




wh




sh


Circle the word for each picture:




girlboybaby



trousersshirtsocks



cartrucktrain






boybabygirl

I drink _____ .

She fell in the _____ .

Listen and find the picture that answers the question:

Jack fell off his bike and twisted his ankle. How did Jack twist his ankle?



book skills data:


skill: _____

correct _____ # incorrect _____

sight word data: _____ read or find (circle one)

correct _____ # incorrect _____


Circle the word for each picture:



cereal

water


orange



cereal

grapes


water



water

grapes

orange



orange

grapes

cereal

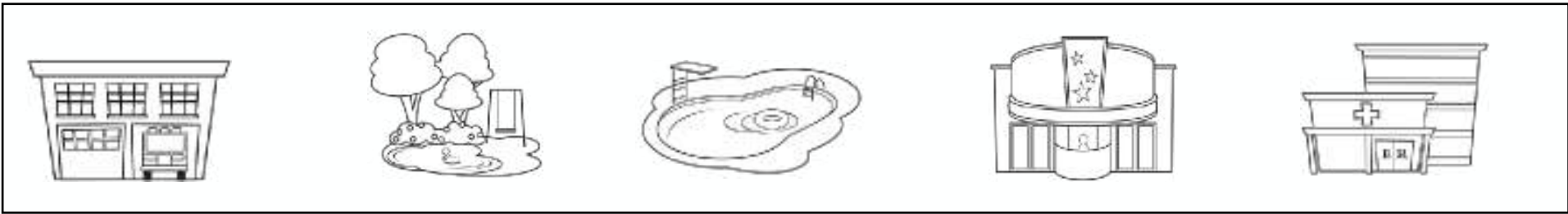
Colour the words:

or		
of	or	our
off	or	for
or	of	our

have		
have	has	had
he	have	had
and	are	have

Listen and find the picture that answers the question:

The birthday party was at the pool. Where was the party?



Fill in the blend for each picture:

 ____ air

 ____ ale

 ____ eep

book skills data:

skill: _____




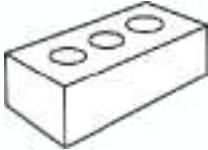
correct _____ # incorrect _____

sight word data: _____ read or find (circle one)





correct _____ # incorrect _____

Colour all of the pictures that start with each blend:





br



bl




cr



Trace, write, colour, find, and fill in the word:

this



this

this


this

the	this	then
there	this	the
thin	the	this


this

Is _____ your backpack?


Circle the word for each picture:




grapes apple water



apple milk water



orange banana water



cereal grapes bread

book skills data:

skill: _____

correct _____ # incorrect _____

sight word data:

read or find (circle one)

correct _____ # incorrect _____

I. Sight words:

circle one:

cereal or grapes have





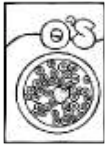











water orange this from

Read







Find

Tally correct and incorrect. Correct: _____ Incorrect: _____

2. Colour the picture for each word:

cereal				
water				
orange				
grapes				

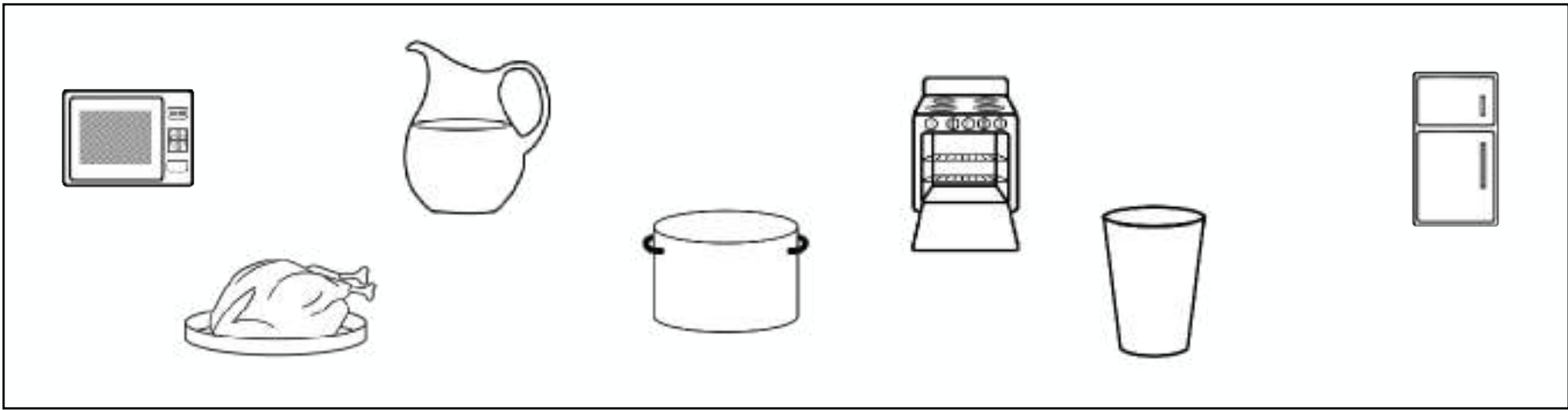
3. Circle the digraph that the picture starts with:

	<div>sh</div> <div>ch</div> <div>th</div>		<div>wh</div> <div>th</div> <div>sh</div>		<div>wh</div> <div>th</div> <div>ch</div>
	<div>th</div> <div>ch</div> <div>wh</div>		<div>ch</div> <div>sh</div> <div>th</div>		<div>sh</div> <div>wh</div> <div>ch</div>

4. Listening comprehension:


Listen and find the answer:

Jill left the water pitcher in the backyard. What did she leave in the backyard?



Listen and find the answer:

Bob felt upset that he broke the window. Why did he feel upset?



Unit 8 Rubric & Grading Instructions

Name: _____ Date: _____ {circle one} Pre-test Post-test

	correct	incorrect	total possible
1. Read or find the sight words. Circle "read" or "find" based on the student's abilities. Count how many words they read/found correctly and incorrectly. Do each word one time.			8
2. Colour or circle the picture that goes with the word. Count each word as correct or incorrect.			4
3. Colour or circle the digraph that the picture starts with. Count each picture as correct or incorrect. Count as correct if only the correct letter is coloured.			6
4. For listening comprehension, read the quote box out loud to the student. The student may indicate the answer to the question by saying the correct answer or pointing to the correct picture. Count as correct if the correct answer is said/pointed to within 3 seconds.			2
5. Book skill: say or point to the answer of "wh-" questions during a read aloud. Select a short book with a preferred topic. Let the student hold the book while the adult reads. Ask 5 'wh-' questions during the read aloud. The student may indicate the answer to the question by saying the correct answer or pointing to the correct picture in the book. Count as correct if the correct answer is said/pointed to within 3 seconds.			5
<div><h3>Analyzing the Errors:</h3><p>The pre-test is used as a baseline to see where the student is starting out before any instruction is given. Errors on the pre-test will be addressed through the unit activities. Errors on the post-test indicate that additional instruction or practice is needed. Every student learns at different rates! Here is where this student needs more work:</p></div>	total correct	total incorrect	* total correct divided by total possible times 100
	total possible 25	percentage *	

Error Numbers	Needs Practice on....	Suggested Activities
many errors on 1 & 2	still needs work on the current set of sight words	practice with flashcards, have the student write/trace the words each day, match pictures to word in independent work time
many errors on 3	still needs practice digraphs	make lists of digraph words to practice with, make flashcards with pictures and sort words by digraphs, trace words with digraphs for homework or independent work, find digraphs in read aloud books
many errors on 4 & 5	still needs work on answering all wh- questions in a read aloud or stand alone	practice mixing up 'wh' questions within the classroom or community environment, provide picture options for answer, use the worksheets from the Wh- Mega Pack, build in variety of types of questions on one topic

Unit 9

Review Unit

This unit provides a comprehensive review of the other 8 units.

Spell the words:

and

of

shirt

the

Colour the words:

this


this	they	them
their	this	they
this	they	this

have

have	has	has
hate	have	are
have	have	as

Listen and find the picture that answers the question:

The pilot came out to greet us after the flight. Who came out to greet us?



notes or data:

Listen and find the picture that answers the question:

He put his bottle of glue on the table. What did he put on the table?



Match word to picture:

shirt



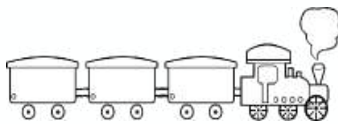
girl



ball



ball



train



boy



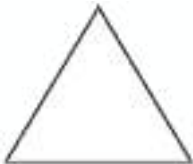
Point to or say the letter for each sound:

Say the sounds. Mix up the order.


m k h b v f d c s a
z r t u i o

notes or data:

Circle the blend that each picture starts with:



brtr







crtr







grdr

Listen and find the picture that answers the question:

He left out the butter on the table.
What did he leave out?



Adam left his book on the couch. Where did he leave his book?







Colour the picture for each word:





bread



milk



banana




notes or data:

Trace and write each word:

his	his	
they	they	
bowl	bowl	
I	I	
truck	truck	

Colour all the pictures that start with: **bl**



Match the words:


that	dog	he	it
cat	it	it	shoes
dog	that	shoes	that
it	cat	that	he


Trace, colour, and write the words:

from	from	FROM
------	------	------


notes or data:

Circle the word for each picture:



apple milk banana


bread grapes banana


Circle the digraph that the picture starts with:



th**sh**



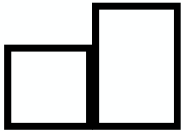
ch**sh**



th**wh**

Trace, write, colour, find, and fill in the word:

of



of

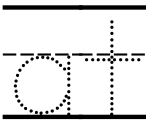

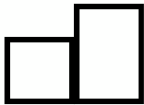
of

off	of	often
over	of	as
of	of	the

of

I want more
_____ the pizza.


Trace, colour, and write the words:

at		AT
	at	

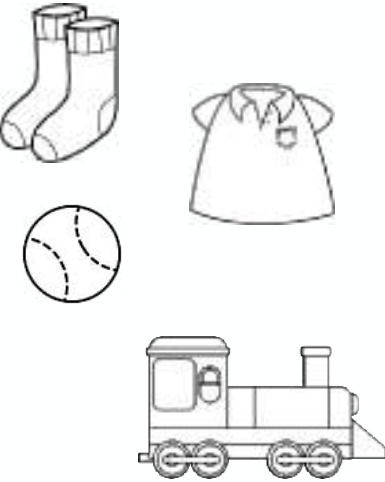

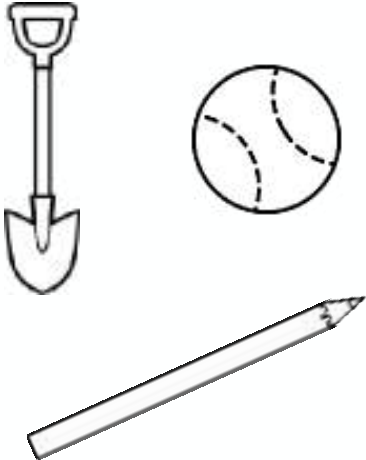

notes or data:

Listen and find the picture that answers the question:

Ashley left the house to go mail her letter. Why did she leave the house?




Trace each word then colour the correct picture:

shirt	girl	ball	train
			


Listen to the sentence and find the picture that matches: :


On a beautiful autumn day, Jackie raked the leaves into a huge pile.





notes or data:


Trace in the digraph for each word:


 shoe

 cheese

 thermometer

 wheel

 chair

 shovel

Spell the words:

that

it

cat

he

Point to or say the letter for each sound:





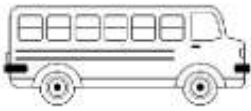

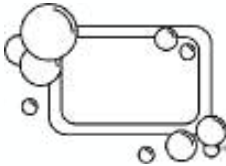
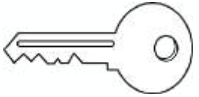


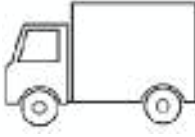

Say the sounds. Mix up the order.

w i p l m n o b






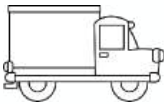

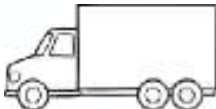



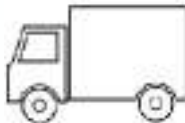

x d e a c f g h

notes or data:









Match the pictures that ends with the same letter or sound:

Trace each word then colour the correct picture:

<p>bowl</p>   	<p>fork</p>   	<p>truck</p>    	<p>plane</p>   
--	---	--	--

Colour the picture for each word:

bread				
milk				

notes or data:

Write the word in each sentence:





bowl

I have a _____ of cereal.

My _____ is full.

The _____ is red.

Colour the word for each picture:


	banana	apple	pear
	water	milk	apple
	banana	grapes	apple
	fork	bread	milk


Colour the words:

at		
am	are	at
ate	as	at
and	are	at

be		
been	be	best
be	bear	ear
bee	be	beat


Circle the ending letter for each picture:

	t	h
---	----------	----------


	g	j
---	----------	----------

notes or data:


Circle the word for each picture:




baby **woman** **man**



baby **man** **bird**

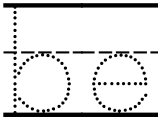





bird **baby** **game**



game **man** **woman**


Trace, colour, and write the words:


be		BE
		


Match the picture the blend:


Listen and find the picture that answers the question:


He went to his grandma's house in the morning.
When did he go to his grandma's house?














tr

gr

br

notes or data:

Match word to picture:







plane

desk





bowl

Colour all of the pictures that start with each blend:


pl




gl




Trace in the blends for each word:




drum




crash




fries



truck



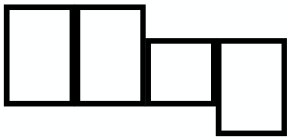
broom



grass

Trace, write, colour, find, and fill in the word:

they



they

they

they

the	them	they
they	there	those
way	they	they


they

_____ take the bus to school.

notes or data:


Match word to picture:


Trace and write each word:



milk


apple





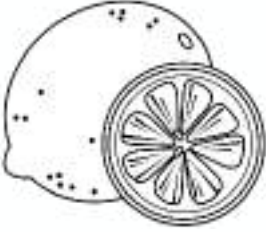


banana

bread



as	as	
at	at	
be	be	
with	with	

Colour the beginning letter or sound for each picture:





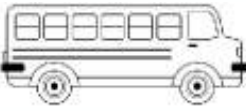

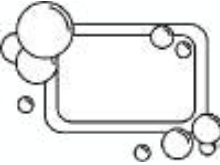
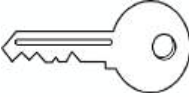




	<div>g</div> <div>l</div> <div>w</div>		<div>t</div> <div>h</div> <div>n</div>		<div>e</div> <div>g</div> <div>b</div>
---	--	--	--	---	--

Trace the words:




and of ball the boy

notes or data:













Match the pictures that ends with the same letter or sound:

Circle the blend that the picture starts with:

 <div><div>dr</div><div>dl</div></div>	 <div><div>cr</div><div>tr</div></div>	 <div><div>gl</div><div>gr</div></div>
---	---	---

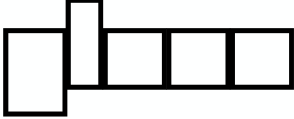
Colour the picture for each word:

girl				
shirt				
boy				

notes or data:

Trace, write, colour, find, and fill in the word:

plane



plane

plane


plane

air	plane	plan
plain	plane	plane
hair	pin	plane


plane

The _____ is flying.


Fill in the blend for each picture:



____oud




____ue



____ed

Circle the word for each picture:


Circle the word that goes with the picture:



shoes

trousers


cat



cat

dog

bird



cat

dog

shoes



hat

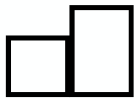
dress

trousers

notes or data:

Trace, write, colour, find, and fill in the word:

at



at

at

at

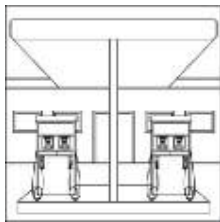
at	at	and
ate	are	at
as	am	as

at

We are _____
the airport.

Listen and find the picture that answers the question:

My family went for dinner to the pizza restaurant. Where did we go to dinner?



Match word to picture:



shoes

trousers



car

cat


car

dog



notes or data:

Circle the word for each picture:



dog

cat


fish



table

desk


chair



hat

trousers

dress




plate

cup


bowl

Circle the blend that each picture starts with:




cp

cl



br

bl





pl

pr

Colour the picture for each word:


plate



bus




Circle the blend that each picture starts with:




br

cr



cr

pr



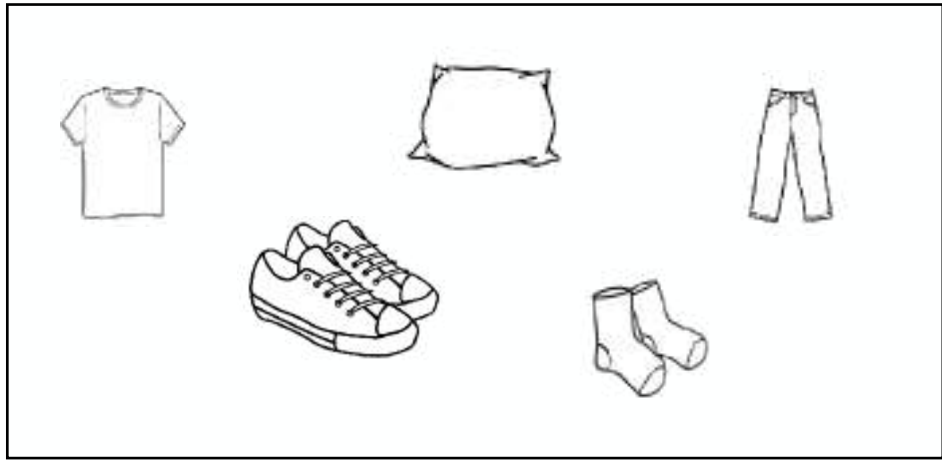
tr

gr

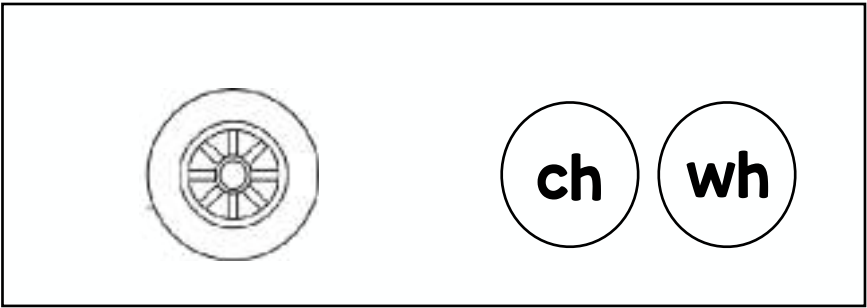
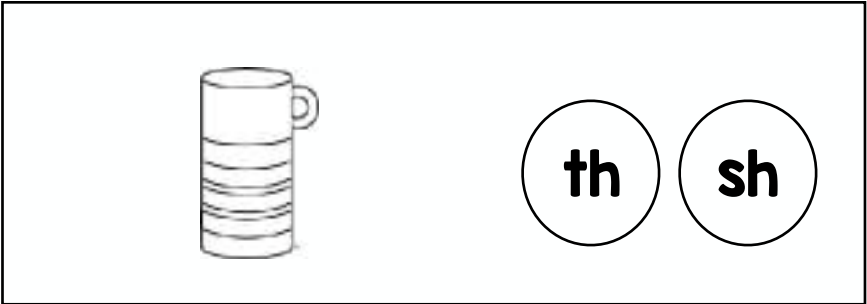
notes or data:

Listen and find the picture that answers the question:

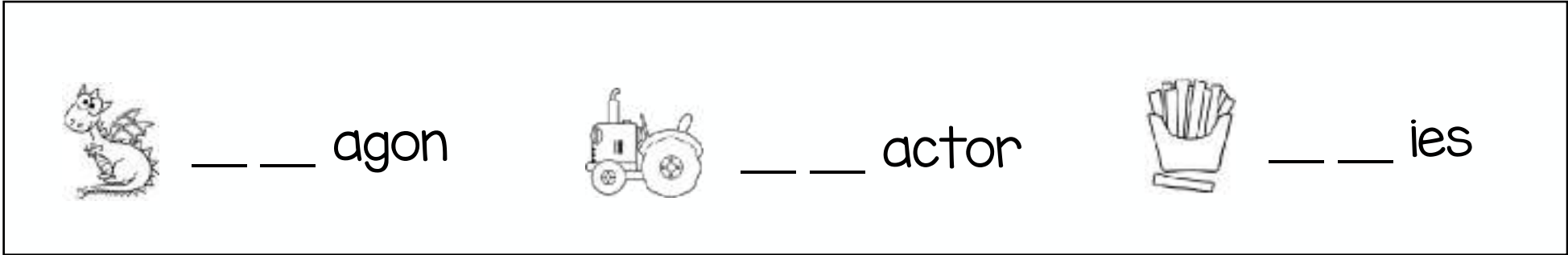
My brother bought me new shoes. What did he buy you?



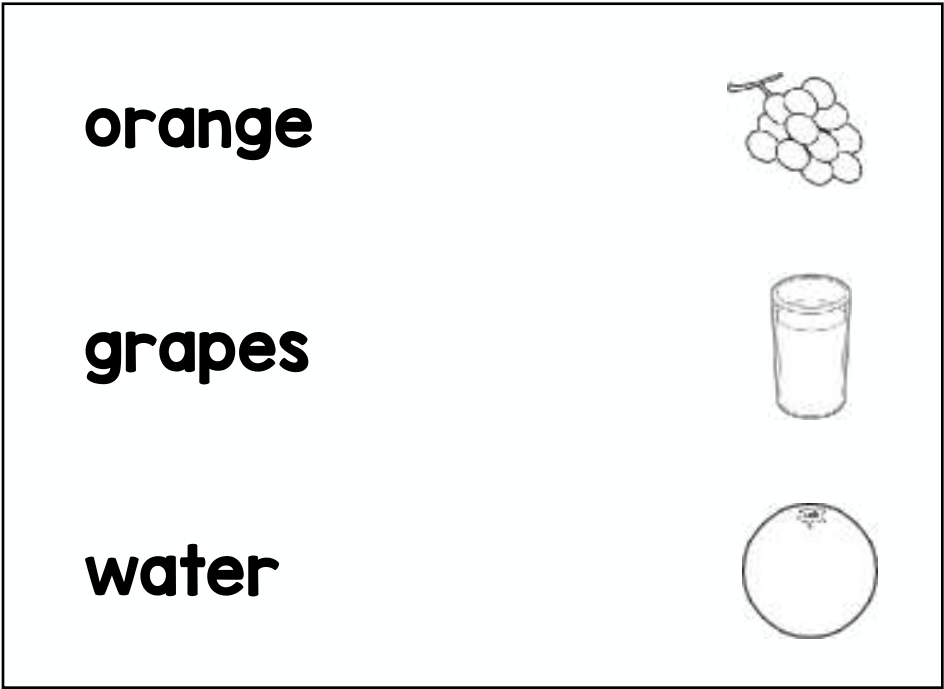
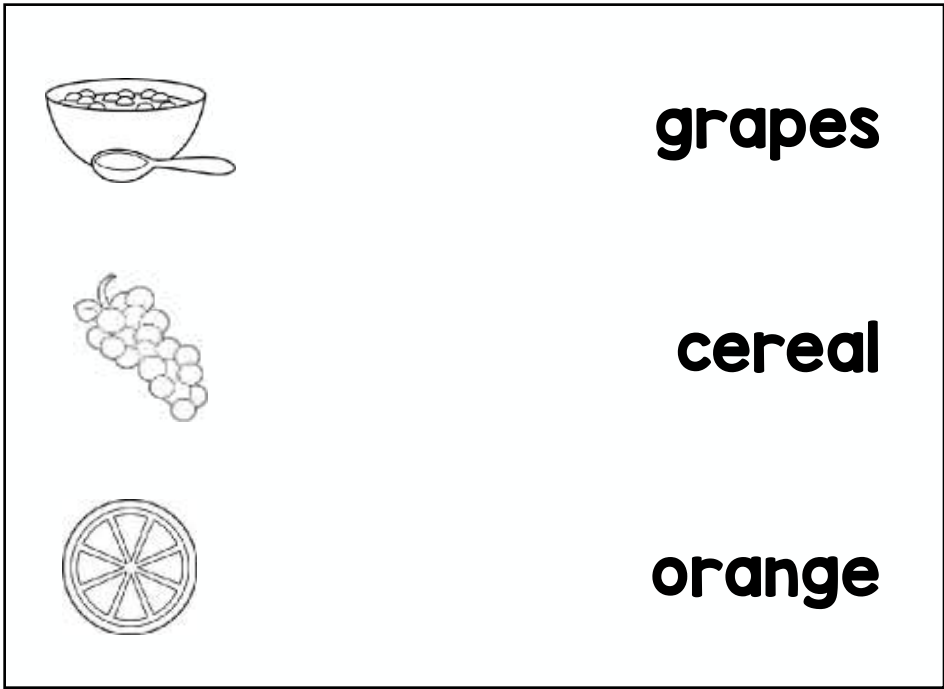
Circle the digraph that the picture starts with:



Fill in the blend for each picture:



Match word to picture:



notes or data:

Circle the letter the picture starts with:



L K

Circle another picture that starts with that letter:



Circle the letter the picture starts with:

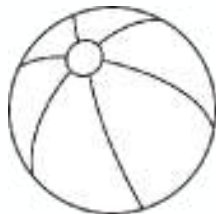


A P

Circle another picture that starts with that letter:



Circle the beginning letter for each picture:



b

c



e

f



s

p

Write the word in each sentence:

they

Will _____ want more milk?

_____ are in school.

I wish _____ had time.

notes or data:

Listen and find the picture that answers the question:


Sam went to meet his friends at the movie theater. Where did he meet his friends?



Trace and write each word:

his	his	
they	they	
bowl	bowl	
I	I	
truck	truck	

Colour all the pictures that start with: **bl**



notes or data:

Match word to picture:

Colour the words:



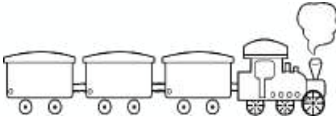


girl

ball

boy

shirt

train

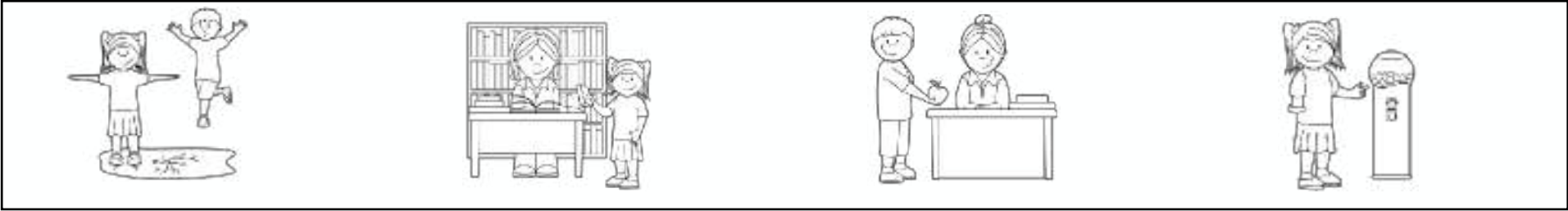


ball		
ball	back	bam
bump	wall	all
boy	ball	ball

and		
are	as	and
end	and	awe
and	add	and

Listen and find the picture that answers the question:

She felt happy to get bubble gum. Why did she feel happy?



Point to or say the letter for each sound:

Say the sounds. Mix up the order.

m k h b v f d c s a

z r t u i o

notes or data:

Thank you for purchasing this product!

This is a very large resource that took an extremely long time to put together. This purchase provides you with one license. One purchase allows for use in one classroom. If you would like to share, please purchase an additional license. Buying an additional license saves you money and follows the licensing rules of this product and company.

Clipart & Fonts by:



Cherry Clipart
Cinnamon Clipart Studio

Mayer-Johnson
2100 Wharton Street
Suite 400
Pittsburgh, PA 15203

Phone: 1 (800) 588-4548
Fax: 1 (866) 585-6260

Email: mayer-johnson.usa@mayer-johnson.com
Web site: www.mayer-johnson.com

Graphics by The SAM Teacher
<http://www.teacherspayteachers.com/Store/TheSam-Teacher>
<http://thesamteacher.blogspot.com/>



www.littleredstreehouse.com

<http://www.teacherspayteachers.com/Store/Lita-Lita>
<http://learninginspain.blogspot.com.es/>



for more tips, resources, and materials to help
you help children with autism please visit
theautismhelper.com



The Autism Helper.

resources, tips and materials to help you help children with autism.