Capacity

Capacity is how much liquid a container can hold

Volume

Volume is the amount of liquid in a container



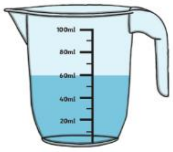

Can you find the capacity and volume of this container?

Capacity:

Volume:

Activity 1:

- Find four different sized containers that can hold water
- Order them from biggest to smallest capacity – draw this into your book and label. Do they have any measurements that prove this?

Activity 2:

- Fill each container with water and order them from largest to smallest based on your estimation of their volume (how much liquid they have in them) – How do you know this?
- Have you wondered how many egg cups would it take to fill biggest container you have? Experiment how many of each container it takes to fill your largest and record this in your book.

Activity 3:

Divide a page of your book in half and draw different containers you can find or think of that would measure in millilitres or litres.

A litre is quite a **large** amount of liquid.

A millilitre is a very **small** amount of liquid.

Find containers in your house that are used to hold liquid and draw them in the boxes below.

Litres

Millilitres

Activity 4:

Use your knowledge to read the scales and find the capacity and volume of each container. Record the answers in your book.

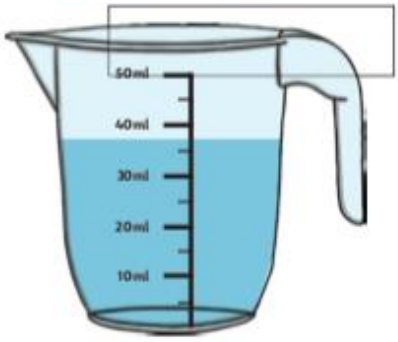

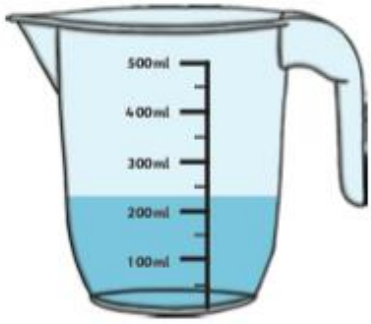

1. _____ ml

2. _____ ml

3. _____ ml

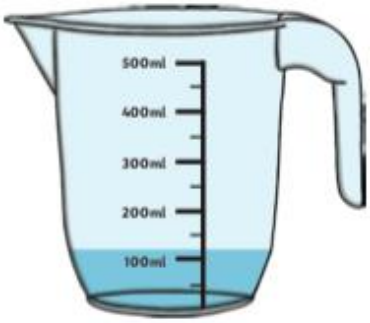

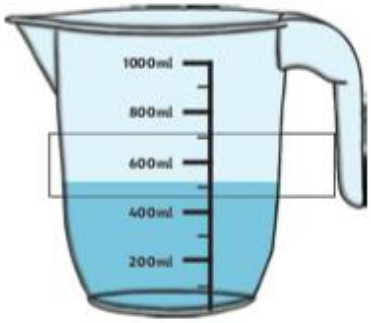

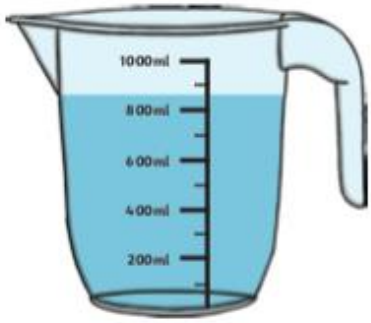

4. _____ ml

5. _____ ml

6. _____ ml

In these jugs, the numbers have been worn away. Write what the capacity of the whole jug could be and how much water there would be in each.