




















## North Beckton Contextual Data

TTLT schools are at the centre of our culturally rich and diverse communities. We support children and families from multicultural backgrounds as well children that are neurodiverse, have additional needs and many move in and out of our schools during the year.

The government shares school data, but this data doesn't explain our school's context. It doesn't show that:

- Some children follow a personalised curriculum to support their learning and development to meet their individual needs.
- Some children are new to the country and don't yet speak English well.

Although not all children are able to access the tests, they are still counted in our performance data. As a Trust, we have decided to show our contextual data alongside the published national data. We have therefore removed some identified children, as outlined above, from our own information. Please note that **all** children's learning is tracked to ensure progress from their individual starting points.

Measure	National (%)	All pupils (%)	Contextual (%)	All pupils vs National	Contextual vs National
<b>EYFS</b>					
<b>GLD</b>	69%	77%	86%	+8 	+17 
<b>KS1</b>					
<b>Phonics (Yr1)</b>	80%	72%	80%	-8 	0 
<b>KS2 - SATS</b>					
<b>Reading - EXS+</b>	75%	80%	81%	+5 	+6 
<b>Writing - EXS+</b>	72%	76%	77%	+4 	+5 
<b>Maths- EXS+</b>	74%	83%	85%	+9 	+11 
<b>RWM - EXS+</b>	62%	74%	75%	+12 	+13 
<b>Reading - GDS</b>	33%	37%	38%	+4 	+5 
<b>Writing - GDS</b>	13%	22%	23%	+9 	+10 
<b>Maths - GDS</b>	26%	37%	38%	+11 	+12 
<b>RWM - GDS</b>	8%	11%	11%	+3 	+3 